



Que-2-TXT™
Questions?
scan to text us fast



HID EQUAL LED LAMPS

COMPACT GEN 3



specifications

Consumption	Voltage	CRI	Lens	Heat Sink	L70 Hours	Surge Protection	Ambient Temp (F)	Power Factor	UL Listing	THC	Beam Angle	Enclosed Fixture Rated
14 W	100 - 277 V ⚡	> 80	clear polycarbonate	aluminum	50,000	1.5 KV built-in	-40° - 122°	> 0.9	damp location	< 20%	omni-directional	yes

select your lamp

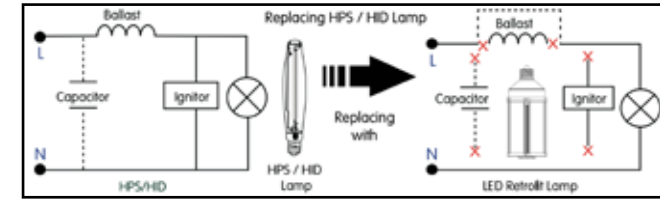
Part Number	Color Temp	Base	Lumen Output	Efficacy
GI-CC-360EWW70-UL3	2200K	E26	1,750	125 lm / W
GI-CC-360W70-UL3	3000K	E26	1,750	125 lm / W
GI-CC-360D70-UL3	4000K	E26	1,750	125 lm / W
GI-CC-360C70-UL3	5000K	E26	1,750	125 lm / W



other

Dimensions	Warranty	Gross Weight	Case QTY
5.5" (L) x 2.8" (D)	1 Year	0.66 lbs	24 pcs


Wiring Diagram



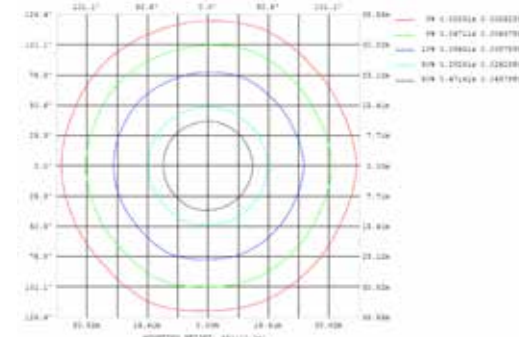
Features

- 6 Year warranty
- 50,000 hour LED lifespan based on IES LM-80 results and TM-21 calculations
- Shatterproof

Distance vs Illumination



Isolux Diagram



Not all product variations listed on this page may be DLC qualified. Visit www.designlights.org/search to confirm qualification.



/greenignite
@greenignite



www.greenignite.com



info@greenignite.com



1-877-560-3779