



specifications

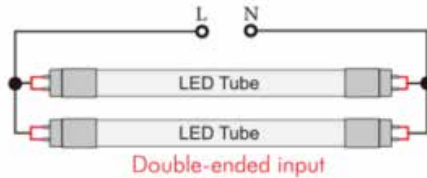
| Consumption | Voltage | Base | Lens | Heat Sink | L70 hours | Ambient Temp (F) | Power Factor | UL listing | CRI | THC | Beam Angle | Dimensions |
|-------------|----------------|------|---------------|-----------|-----------|------------------|--------------|--|-----|------|------------|------------------|
| 8W | 100-277 V ⚡ | G13 | polycarbonate | aluminum | 50,000 | -4° - 113° | >0.9 | damp location fully enclosed fixtures | 83 | <20% | 320° | 23.228" x 1.102" |

select your lamp

| Part Number | Color Temp | Efficacy | Lumen Output |
|------------------|------------|------------|--------------|
| GI-2T8-W20-ULDW4 | 3000K | 118 lm / w | 984 |
| GI-2T8-D20-ULDW4 | 4000K | 118 lm / w | 984 |
| GI-2T8-C20-ULDW4 | 5000K | 118 lm / w | 984 |

other

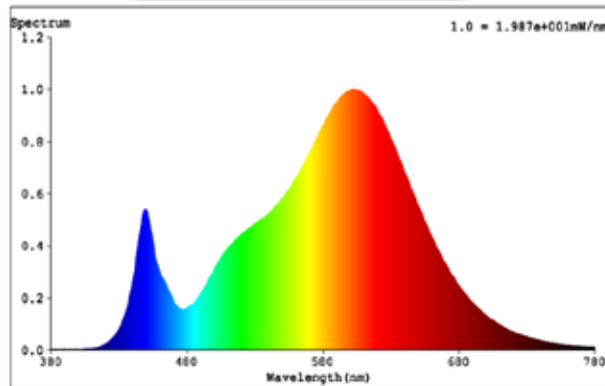
| Warranty | Weight | Case QTY |
|----------|----------|----------|
| 6 years | 0.33 lbs | 25 pcs |



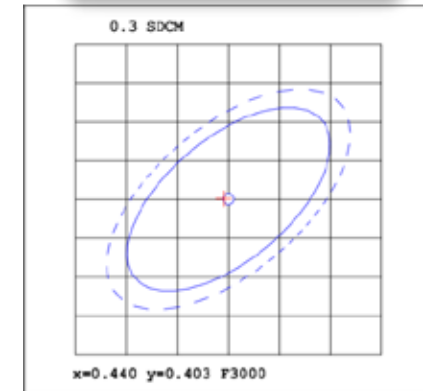
Features

- Rated for fully enclosed fixtures.
- Shatterproof design.
- 50,000 hour LED lifespan based on IES LM-80 results and TM-21 calculations.
- Double side powered.

Spectral Distribution



Chromaticity Diagram



Not all product variations listed on this page may be DLC qualified. Visit www.designlights.org/search to confirm qualification.

