



specifications

Consumption	Voltage	CRI	Base	Lens	Heat Sink	L70 hours	Ambient Temp (F)	Power Factor	Mounting	THD	Beam Angle	Enclosed Fixture Rated
36W 18W/strip x 2 strips	100-277 V	83	hard-wire	N/A	aluminum	50,000	-4°- 104°	>0.9	magnetic strips	<25%	120°	yes

select your lamp

Part Number	Color Temp	Dimmable	Efficacy	Lumens
GI-24TRK-W72D-UL4	3000K	0-10 V	131 lm / w	4,815
GI-24TRK-WD72-UL4	3500K	no	131 lm / w	4,815
GI-24TRK-D72-UL4	4000K	no	131 lm / w	4,815
GI-24TRK-C72-UL4	5000K	no	131 lm / w	4,815

Driver Dimensions
6 1/4" (L) x 1 5/8" (W) x 1 1/4" (H)

other

Dimensions	Warranty	Gross Weight	Case QTY
2 strips x 45.91"(L)	6 years	1.27 lbs	30 pcs




Features

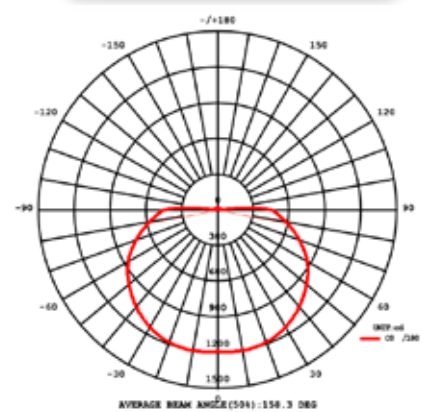
- Does not need tombstones; hard-wired
- 50,000 hour LED lifespan based on IES LM-80 results and TM-21 calculations
- External driver
- Can be installed using included screws or magnetic backing



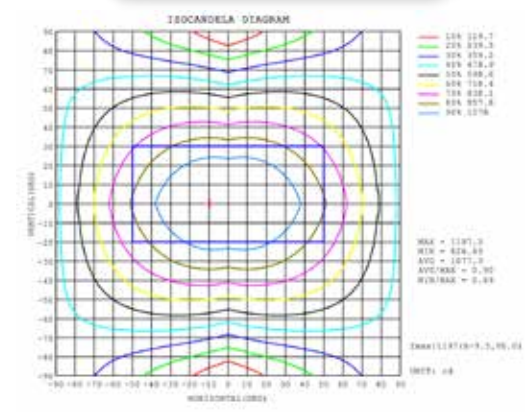
Distance vs Illumination



Luminous Intensity Distribution



IsoCandela Diagram



Not all product variations listed on this page may be DLC qualified. Visit www.designlights.org/search to confirm qualification.

