



Que-2-TXT™
Questions?
scan to text us fast



12" PL LED LAMPS

2G11 BASE



specifications

Consumption	Voltage	CRI	Base	Lens	Heat Sink	L70 hours	Ambient Temp (F)	Power Factor	UL listing	THD	Beam Angle	Dimensions
15W	100-277V	80	2G11	polycarbonate	aluminum	50,000	-4°- 104°	>0.95	damp location IP64	<20%	330°	13" x 1.6" x 0.7"


*approved electronic ballasts

select your lamp

Part Number	Color Temp	Lumen Output	Efficacy
GI-12T02-WD30-2G11UL	3500K	5,750	115 lm / w
GI-12T02-D30-2G11UL	4000K	5,750	115 lm / w

other


Warranty	Weight	Case QTY
6 years	0.75 lbs	50 pcs



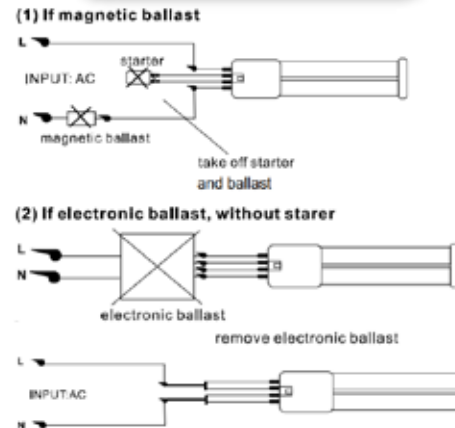
Features

- Mimics traditional fluorescent lamp in light output and shape for seamless retrofit.
- 50,000 hour LED lifespan based on IES LM-80 results and TM-21 calculations
- Omni-directional

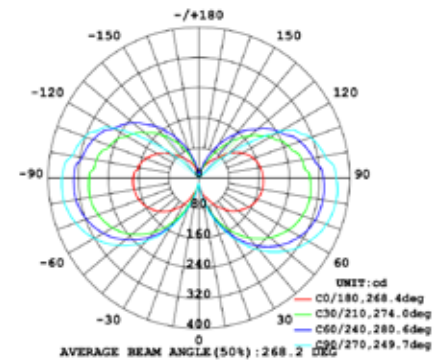
Distance vs Illumination



Wiring Diagram



Luminous Intensity Distribution



Not all product variations listed on this page may be DLC qualified. Visit www.designlights.org/search to confirm qualification.



/greenignite
@greenignite



www.greenignite.com



info@greenignite.com



1-877-560-3779