




Specifications

CRI	Ambient Temp (F)	Voltage	Housing	Color Temp	IP Rating	Efficacy	Gross Weight	Hardware	Warranty	Case Quantity
80	-40° - 104°	100-277V ⚡	SPCC +AL6063 PC cover	5000K	IP66	130 LM/W	19.8lbs	stainless steel	6 years	1 pcs

select your fixture

Part Number	Consumption	Lumen Output	Dimensions
GI-EP21HB-C100-C1D2	20W	2,600	25.2" x 12" x 3.7"
GI-EP21HB-C175-C1D2	40W	5,200	25.2" x 12" x 3.7"
GI-EP21HB-C250-C1D2	60W	7,800	25.2" x 12" x 3.7"
GI-EP21HB-C250HO-C1D2	80W	10,400	25.2" x 12" x 3.7"

Certifications

 Class | Division 2, Groups A,B,C,D  
 Class II Division 1, Groups F,G  
 Class III  
 ATEX Marking  
 II2 G Ex eb mb db IIC T6/T5 Gb  
 II2 D Ex tb IIIC T80°C /T95°C Db IP66

Other Rating  
IP66, IK10, UL Pending



Features

- Rated for high temperatures, humidity, dust and vapor locations
- Light weight design
- Heavy duty & high impact resistant
- 0-10V Dimmable
- Smooth housing allows for easy cleaning/maintenance
- 120° Beam angle
- 10kVA Surge protection

Included accessories

Accessories Part Number	Description
1.) GI-ACC-EPPK	pendant mounting kit
2.) GI-ACC-EPRK	recessed mounting kit

Optional mount

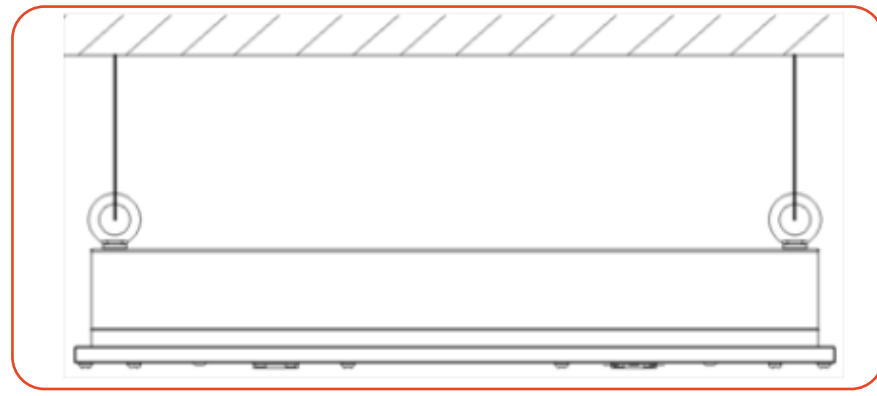
Accessories Part Number	Description
3.) GI-ACC-EP1CB	ceiling mounting bracket

Optional accessories

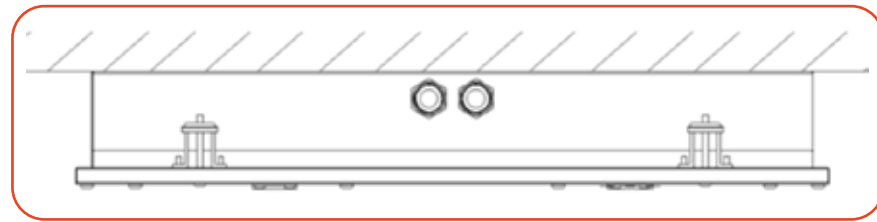
Accessories Part Number	Description
4.) GI-ACC-EPJB	junction box
5.) GI-ACC-EPED15	15W Emergency driver + controller
6.) GI-ACC-EPPS	photocell sensor



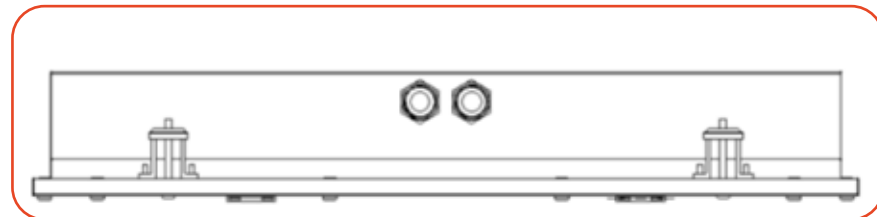
Pendant Mounting (default: Includes chains & eyebolts)



Ceiling Mounting



Recessed Mounting



Not all product variations listed on this page may be DLC qualified. Visit [www.designlights.org/search](http://www.designlights.org/search) to confirm qualification.