

*NO RESTOCKING FEES
*NO MINIMUM ORDERS
*NO FREIGHT CHARGES

*ASK US ABOUT OUR
EXPLOSION PROOF
CATALOG!

*NOW OFFERING POLES

UP TO 10 YEAR WARRANTY
NO RESTOCKING FEES!

NO FREIGHT CHARGES!



312 S James Street
Rome, NY 13440



1-877-560-3779



www.greenignite.com



Welcome V.11 Catalog

It's our great pleasure to publish V.11 catalog, which we have diligently updated to offer our customers up-to-date products and innovative, user friendly experience.

What's Important?

Your experience when working with us and our products is what we care about the most. This means if you are our partner, we realize it's our job to make sure you and your customers are satisfied. No if's or Que's.

No Freight | No minimum

We offer a no freight, no minimum policy. This means that we do not charge freight within the continental US and we require no minimum quantity for purchase.



Viktor Klyachko
CEO, Green Ignite

Que-2-TXT™

Que-2-TXT™ is part of a new innovative program created by Green Ignite, aimed to make working with us even more efficient, fun and fruitful. For example, you can connect with us right now by scanning the Que-2-TXT™ below with your phone. Get instant help o check price and availability by



simply pointing your phone camera at the Que-2-TXT™ code for a pre-filled text message to one of us. We'll text you right back to assist with any questions

Up to 10 Year Warranty

6 YEAR MINIMUM

(EXCEPTIONS APPLY)

We are confident in the high quality and reliability of our products, which is why all of our LED lighting products are covered by a minimum 6-year warranty and up to 10 years on select items (exceptions apply).

Scan the QR code below to view our full warranty policy.



Innovative Website Features

Checking price and availability has never been easier on our website. You will need to be logged in with your username and password. Once logged in you will have access to live stock information & pricing.

Our spec sheets can also be viewed conveniently by browsing our LED selection. No login required.



To create a personalized username and password, please scan the QR code above or email us directly.





Product Displays

We offer various product displays, exclusively to our distributors. Reach out or scan the QR code to view online.



Clearance Items

Curious about our clearance offerings? Scan the QR code to see what's available on our website.



DLC Listings

Scan the QR to view all of the DLC listed products we offer.



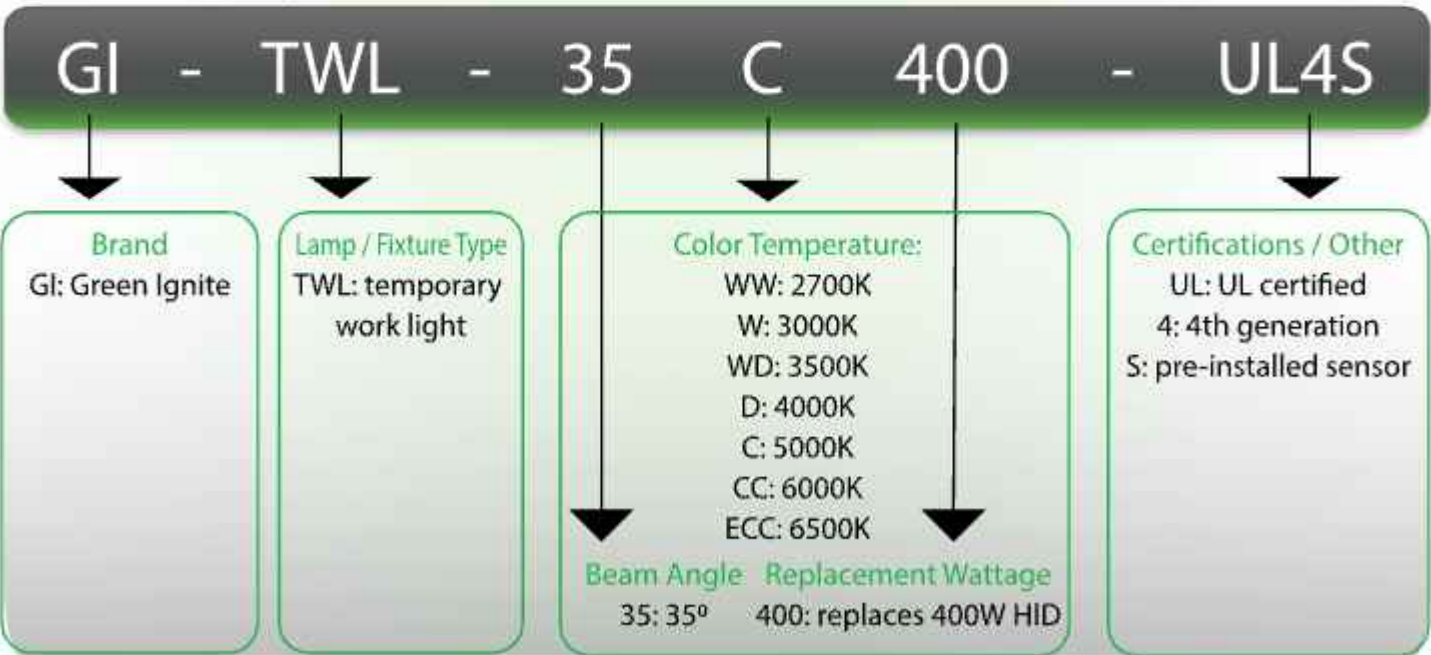
Color Temperature Chart



Expected energy savings when switching from conventional lighting to LED:

Incandescent	Halogen	HID	Fluorescent/CFL
80%-90%	80%-90%	80%-85%	65-70%

Part Number Explanation:





Questions?

Scan to text us fast



TABLE OF CONTENTS

GROW LIGHT FIXTURES	01
SPORTS / STADIUM LED FLOOD LIGHT FIXTURES	02, 03
GEN 4 LED FLAT PANELS COLOR TEMP & POWER SELECTABLE	04
POST TOP LED FIXTURES COLOR TEMP & POWER SELECTABLE	05
LOW PROFILE FLOOD LIGHT LED FIXTURES	06
SQUARE CANOPY LED FIXTURES	07
TRADITIONAL FLOOD LIGHT LED FIXTURES	08
LARGE FLOOD LIGHT LED FIXTURES COLOR TEMP & POWER SELECTABLE	09
LARGE AREA LIGHT LED FIXTURES COLOR TEMP & POWER SELECTABLE	10
COBRA HEAD LED FIXTURES	11
DUSK TO DAWN LED FIXTURES	12
MINI WALL PACK LED FIXTURES WITH PHOTOCELL	13
TRADITIONAL WALL PACK LED FIXTURES	14
FULL CUT OFF WALL PACK LED FIXTURES COLOR TEMP & POWER SELECTABLE	15
ADJUSTABLE FULL CUT OFF WALL PACK LED FIXTURES	16
SHOPLIGHT LED FIXTURES	17
LINKABLE / MINIATURE LED WORK LIGHT	18
DOCK LIGHT LED FIXTURES	19
HIGH BAY UFO LED FIXTURES COLOR TEMP & POWER SELECTABLE	20
SLIM HIGH BAY UFO LED FIXTURES	21
SURFACE CANOPY UFO LED FIXTURES	22
HIGH BAY UFO LED FIXTURES	23
1X2 & 2X2 LINEAR HID EQUAL HIGH BAY LED FIXTURES COLOR TEMP & POWER SELECTABLE	24
2X4 LINEAR HID EQUAL HIGH BAY LED FIXTURES COLOR TEMP & POWER SELECTABLE	25
LINEAR STRIP LED FIXTURES COLOR TEMP & POWER SELECTABLE	26
VAPOR TIGHT LED FIXTURES COLOR TEMP SELECTABLE	27
WATERPROOF LINEAR BATTEN LED FIXTURES	28
HIGH OUTPUT LINEAR BATTEN LED FIXTURES	29
STANDARD LINEAR BATTEN LED FIXTURES	30
GEN 4 LED SURFACE MOUNT DOWNLIGHTS COLOR TEMP SELECTABLE	31
GEN 4 LED SLIM RECESSED DOWNLIGHTS COLOR TEMP SELECTABLE	32
SIGN T12 / HO RETROFIT LED LAMPS	33
U-TUBE T8 / T12 RETROFIT LED LAMPS COLOR TEMP SELECTABLE	34
1.5', 2' & 3' T8 / T12 RETROFIT LED LAMPS	35
4' & 5' T8 / T12 RETROFIT LED LAMPS	36





TABLE OF CONTENTS

6' & 8' T8 / T12 RETROFIT LED LAMPS WITH MULTI-BASE OPTIONS	37
8' T8 / T12 RETROFIT LED LAMPS	38
LINEAR T5 RETROFIT LED LAMPS 2' AND 4'	39
3 PC LED MAGNETIC STRIP KITS 2' AND 4'	40
2 PC LED MAGNETIC STRIP KITS 2' AND 4'	41
HID EQUAL SIDE ADJUSTABLE LED LAMPS	42
HID EQUAL MOON BEAM LED LAMPS	43
HID EQUAL LED LAMPS COLOR TEMP & POWER SELECTABLE	44
HID EQUAL LARGE GEN 4 OMNI LED LAMPS 348-480V	45
HID EQUAL COMPACT LED LAMPS	46
HID EQUAL LARGE GEN 4 OMNI LED LAMPS	47
HID EQUAL 240° BEAM LED LAMPS	48
HID EQUAL ADJUSTABLE OMNI / DARK SKY LED LAMPS	49
HID EQUAL ADJUSTABLE OMNI / HIGH BAY LED LAMPS	50
HID EQUAL HIGH BAY LED LAMPS	51
HID EQUAL LED RETROFIT KITS / REPLACES 175W - 1,500W HID COLOR TEMP & POWER SELECTABLE	52
HID EQUAL ADJUSTABLE GARAGE / SHOPLIGHT LED LAMPS	53
6W OMNI 2 / 4 PIN PL LED LAMPS	54
8W / 20W OMNI 2 / 4 PIN PL LED LAMPS COLOR TEMP SELECTABLE	55
2GX7 / 2G11 BASE PL LED LAMPS COLOR TEMP SELECTABLE	56
12V AC / DC MINIATURE LED LAMPS	57
10 - 30V DC MINIATURE LED LAMPS	58, 59
RESIDENTIAL / MISC. LED LAMPS	60, 61
LED FIXTURE ACCESSORIES	62
DIMMING CONTROL SYSTEM ACCESSORIES	63
FLOOD LIGHT MOUNTS & ACCESSORIES	64
BASE ADAPTERS & SENSORS	65
EMERGENCY DRIVERS, MISC. ACCESSORIES	67
8FT & 10FT POLE OPTIONS	69
10FT & 12FT POLE OPTIONS	71
12FT & 14FT POLE OPTIONS	73
15FT & 16FT POLE OPTIONS	75
25FT & 30FT POLE OPTIONS	77
POLE ADAPTERS & BRACKETS	66
8FT POLE OPTIONS	68
10FT POLE OPTIONS	70
12FT POLE OPTIONS	72
14FT POLE OPTIONS	74
16FT & 20ft POLE OPTIONS	76
PART NUMBER GUIDE FOR POLES	78





Questions?

Scan to text us fast

GREENIGNITE

A FEW OF OUR NEW SELECTABLE PRODUCTS



Color temperature & power selectable retrofit kits
(page 52)



Color temperature & power selectable low profile flood lights
(page 06)

5-Color temperature selectable slim downlights
(page 32)



Color temperature & power selectable 1,000W HID equal corn lamps
(page 44)

Color temperature & power selectable full cut off wallpacks
(page 15)



Color temperature & power selectable UFO high bay
(page 20)





Dimensions		Case quantity
600W / 650W	37.12" x 4.72" x 7.64"	1pc
750W	45.3" x 43.5" x 3"	1pc



6 Year limited Warranty

fixtures
LED Grow Lights

add your accessories*

Accessories
Part Number: GI-ACC-



select your fixture

Spec Sheet	Replaces Fluorescent	Consumption	PPFD	Efficacy	Color Temp	Part Number
------------	----------------------	-------------	------	----------	------------	-------------



600W 1,680 umol/s 2.5 - 2.8 umol FULL SPECTRUM GI-CGL-FS1200-UL4



650W 1,950 umol/s 2.5 - 2.8 umol FULL SPECTRUM GI-CGL-FS1200HO-UL4



750W 2,175 umol/s 2.9 umol FULL SPECTRUM GI-LGL2-FS1500-UL5

100-277V



www.greenignite.com



info@greenignite.com



1-877-560-3779



Dimensions

STL25 (small) 24.6" x 16.3" x 15.2"

STL2L (large) 23.8" x 18.5" x 17.46"

Case quantity

1pc



fixtures

Sports LED Flood Lights

add your accessories*

Accessories
Part Number: GI-ACC-

..STLS
beam positioning laser



..STAG2B
anti-glare cover (black)



..STAG2W
anti-glare cover (white)



..STNA2
2 3/8" tennon adapter



*optional



10 Year limited Warranty

select your fixture

Spec Sheet Replaces HID Consumption Lumens Color Temp Part Number NEMA

Spec Sheet	Replaces HID	Consumption	Lumens	Color Temp	Part Number	NEMA
		350W	51,000	5000K ⚡	GI-STL25-C1000-UL4	4H x 4V
		505W	70,000	5000K ⚡	GI-STL25-C1500-UL4	4H x 4V
		505W	70,000	5000K ⚡⚡	GI-STL25-C1500-480UL4	
		500W	71,000	5000K ⚡	GI-STL2L-C1500-UL4	4H x 4V
		500W	71,000	5000K ⚡⚡	GI-STL2L-C1500-480UL4	
		650W	91,000	5000K ⚡⚡	GI-STL2L-44C1500HO-480UL4	4H x 4V
		650W	91,000	5000K ⚡⚡	GI-STL2L-33C1500HO-480UL4	3H x 3V
		850W	118,000	5000K ⚡⚡	GI-STL2L-44C2000-480UL4	4H x 4V
		850W	118,000	5000K ⚡⚡	GI-STL2L-33C2000-480UL4	3H x 3V

⚡ 100 - 277V ⚡⚡ 348 - 480V





Dimensions

- 300W 19.5" (D) x 25.8" (L) x 8.4 (W)
- 500W 19.5" (D) x 25.8" (L) x 8.4 (W)
- 1,000W 24" (D) x 28.8" (L) x 8.8 (W)
- 1,200W 24" (D) x 28.8" (L) x 8.8 (W)

Case quantity

1pc



10 Year limited Warranty

fixtures
Sports LED Flood Lights

select your fixture

Spec Sheet	Replaces HID	Consumption	Lumens	Color Temp.	Beam	Part Number	
		1,000W	48,000	5000K	30°	GI-STL-30C1000-ETL4	
			300W	36,000	5000K	15°	GI-STL-15C1000-ETL4
			48,000	5000K	30°	GI-STL-30C1000-480ETL4	
		1,500W	80,000	5000K	30°	GI-STL-30C1500-ETL4	
			500W	60,000	5000K	15°	GI-STL-15C1500-ETL4
			60,000	5000K	15°	GI-STL-15C1500-480ETL4	
		3,000W	120,000	5000K	15°	GI-STL-15C3000-ETL4	
			1,000W	160,000	5000K	30°	GI-STL-30C3000-480ETL4
		4,000W	1,200W	192,000	5000K	30°	GI-STL-30C4000-ETL4

⚡ 100 - 277V ⚡⚡ 348 - 480V

select your included mount*

Mounts:
Part Number: GI-ACC-

add your accessories*

Accessories
Part Number: GI-ACC-

..STSB
large trunnion bracket



..STLS
beam positioning laser



..STST
small trunnion bracket



..STAG
anti-glare cover



..STCB
rotatable bracket



..ST60
60 ft cable for remote driver install



*one mount per fixture

**optional



LED BACKLIT PANELS

POWER & COLOR TEMP SELECTABLE



fixtures

Selectable LED Flat Panels



select your fixture

Spec Sheet	Replaces Fluorescent	Consumption	Lumens	Color Temp	Size	Part Number
------------	----------------------	-------------	--------	------------	------	-------------

		25W /	3,200	 selectable	1' x 4'	⚡ GI-14RPD-CCT75-UL4
		30W /	3,480			
		40W /	4,400			

		40W	5,000	 selectable	2' x 2'	⚡ GI-22RPD-CCT90-UL4

		32W /	4,000	 selectable	2' x 4'	⚡ GI-24RPD-CCT120-UL4PS
		40W /	5,000			
		50W /	6,250			

⚡ 100-277V power selectable

Dimensions
1x4 11.93" x 47.76" x 1.38"
2x2 23.74" x 23.74" x 1.38"
2x4 23.74" x 47.76" x 1.38"

Case quantity
1pc



add your accessories*

Accessories
Part Number: GI-ACC..

...SM-14RP
surface mount kit
1' x 4'

...SM-22RP
surface mount kit
2' x 2'

...SM-24RP
surface mount kit
2' x 4'

...SUS-RP
suspension kits



*optional



Dimensions

23" x 2.8" x 25.2"

Case quantity

1pc



*Installs on a pole top diameter of 2-3/8" or 3"

fixtures
Post Top | Power & Color Temp Selectable

select your fixture

Spec Sheet	Replaces HID	Consumption	Lumens	Color Temp	Part Number
------------	--------------	-------------	--------	------------	-------------

add your accessories*

Accessories
Part Number: GI-ACC...



...OCC
occupancy sensor

...LV-TLPC
...HV-TLPC
twist lock photocell



...RPC
recepticle for photocell

*optional



130W /	16,300
87W /	11,800
70W /	9,900
45W /	6,600



GI-PTL-CCT400HOPS-ULS

100-277V power selectable



www.greenignite.com



info@greenignite.com



1-877-560-3779




FLOOD LIGHT FIXTURES

LOW PROFILE | SELECTABLE



fixtures

Low Profile Flood Lights | Power & Color temp selectable

Dimensions		Case quantity		included accessories
40W / 65W	7.7" x 8.1" x 2"	40W / 60W	12pcs	photocell & photocell cap 
94W / 122W	11.3" x 10.4" x 3.3"	94W 1pc (YK)	2pcs (SF)	
		122W	1pc	



select your fixture

Spec Sheet	Replaces HID	Consumption	Lumens	Color Temp	Part Number	Mount
		27W /	2,226	selectable	GI-LPF-CCT100-UL4TR*	trunnion
		29W /	1,790		GI-LPF-CCT100-UL4KN*	knuckle
		40W /	5,846	selectable	GI-LPF-CCT175-UL4TR*	trunnion
		29W /	4,542		GI-LPF-CCT175-UL4KN*	knuckle
		21W /	3,356	selectable	GI-LPF-CCT250-UL4TR*	trunnion
		14W /	2,327		GI-LPF-CCT250-UL4KN*	knuckle
		65W /	9,438	selectable	GI-LPF-CCT400-UL4TR*	trunnion
		54W /	7,824		GI-LPF-CCT400-UL4KN*	knuckle
		41W /	5,937	selectable	GI-LPF-CCT400-UL4SF*	slipfitter
		27W /	3,963		GI-LPF-CCT400-UL4YK*	yoke
		94W /	13,982	selectable	GI-LPF-CCT400-UL4SF*	slipfitter
		67W /	10,535		GI-LPF-CCT400HO-UL4YK*	yoke
		50W /	8,144	selectable	GI-LPF-CCT400HO-UL4SF*	slipfitter
		33W /	5,490		GI-LPF-CCT400HO-UL4YK*	yoke
		122W /	18,092	selectable	GI-LPF-CCT400HO-UL4SF*	slipfitter
		98W /	15,119		GI-LPF-CCT400HO-UL4YK*	yoke
		71W /	11,206	selectable	GI-LPF-CCT400HO-UL4SF*	slipfitter
		52W /	8,581		GI-LPF-CCT400HO-UL4YK*	yoke

100 - 277V *Photocell included Power selectable



Dimensions
9.52" x 9.52" x 3.19"

Case quantity
6pc



*white finish options available
(bronze is standard)

select your fixture

add your accessories*

Spec Sheet Replaces HID Consumption Lumens Color Temp Part Number

Accessories
Part Number: GI-ACC.



27W 3,800

4000K



GI-CPS-D100-UL4

5000K



GI-CPS-C100-UL4

...OCCS
occupancy
sensor- twist on



40W 4,450

4000K



GI-CPS-D175-UL4

5000K



GI-CPS-C175-UL4

5000K



GI-CPS-C175W-UL4*

4000K



GI-CPS-D175-480UL4

5000K



GI-CPS-C175-480UL4

5000K



GI-CPS-C175W-480UL4*



60W 8,000

4000K



GI-CPS-D250-UL4

5000K



GI-CPS-C250-UL4

5000K



GI-CPS-C250W-UL4*

4000K



GI-CPS-D250-480UL4

5000K



GI-CPS-C250-480UL4

5000K



GI-CPS-C250W-480UL4*

...UFOEBB
emergency
battery back-up box



60W / 8,400
48W / 7,000
36W / 5,600
25W / 4,000

30K 40K 50K



GI-CPS-CCT250PS-UL4

selectable

⚡ 100 - 277V

⚡⚡ 347 - 480V

☀️ Power selectable

*optional





FLOOD LIGHT LED FIXTURES

TRADITIONAL



Traditional Flood Lights



Case quantity
1pc

Dimensions			
15W	5.98" x 6.56" x 2.55"	70W	11.06" x 14.21" x 4.9"
27W	5.98" x 6.56" x 2.55"	100W	11.06" x 14.21" x 4.9"
45W	8.47" x 56.3" x 3.12"	350W	14.53" x 16.73" x 4.37"

select your fixture

Spec Sheet	Replaces HID	Consumption	Lumens	Color Temp	NEMA	Part Number	Mount
		15W	2,000	5000K	7H*7V	GI-FL2-C70-UL4KM	knuckle*
				5000K		GI-FL2-C70-UL4TR	trunnion
		27W	3,600	5000K	7H*7V	GI-FL2-C100-UL4KM	knuckle*
				5000K		GI-FL2-C100-UL4TR	trunnion
		45W	5,650	5000K	7H*7V	GI-FL2-C175-UL4KM	knuckle*
				5000K		GI-FL2-C175-UL4TR	trunnion
		70W	8,900	5000K	7H*7V	GI-FL2-C250-UL4YK	yoke*
				5000K		GI-FL2-C250-UL4SF	slipfitter
		100W	13,300	5000K	7H*7V	GI-FL2-C400-UL4YK	yoke*
				5000K		GI-FL2-C400-UL4SF	slipfitter
		135W	17,800	5000K	7H*7V	GI-FL2-C400HO-UL4YK	yoke*
				5000K		GI-FL2-C400HO-UL4SF	slipfitter
		200W	26,000	5000K	7H*7V	GI-FL2-C750-UL4YK	yoke*
				5000K		GI-FL2-C750-UL4SF	slipfitter
		350W	50,000	5000K	7H*6V	GI-FL2-C1000-UL4TR	trunnion

add your photocell**

Accessories
Part Number: GI-ACC-

..BPC
button photocell



100-277V

*1/2" thread

**optional



www.greenignite.com



info@greenignite.com



1-877-560-3779



Dimensions	
150W	19.4" x 13" x 7"
300W	28.7" x 13" x 7"

Case quantity
1pc



select your included mount*

Mounts
Part Number: GI-ACC-

add your accessories**

Accessories
Part Number: GI-ACC-



...ALSF slipfitter



...OCCS occupancy sensor



...ALWM wall mount



...LV-TLPC
...HV-TLPC
twis-tlock photocell



...ALAM arm mount



...RPC receptical for photocell



...ALAM2 adjustable arm mount



...PCSF slipfitter with photocell



...EGS external glare shield



...YMB yoke



...EGFV external glare full visor

select your fixture

Spec Sheet	Replaces HID	Consumption Lumens	Color Temp	Part Number
------------	--------------	--------------------	------------	-------------



150W /	21,500
120W /	17,500
90W /	13,500
60W /	9,500



selectable

GI-FLF-CCT400PS-UL5
GI-FLF-CCT400PS-480UL5



300W /	42,000
240W /	35,000
180W /	27,000
120W /	19,000



selectable

GI-FLF-CCT1000PS-UL5
GI-FLF-CCT1000PS-480UL5

⚡ 100 - 277V

⚡⚡ 348 - 480V

☀️ Power selectable

*one per fixture

**optional





AREA LIGHT LED FIXTURES

POWER & COLOR TEMP SELECTABLE



Dimensions

150W	19.4" x 13" x 7"
300W	28.7" x 13" x 7"

Case quantity

1pc



IESNA: Type III

6 Year limited Warranty

select your included mount*

Mounts
Part Number: GI-ACC-



...ALSF slipfitter

add your accessories**

Accessories
Part Number: GI-ACC-



...OCCS occupancy sensor

...ALWM wall mount



...LV-TLPC
...HV-TLPC
twis-tlock photocell



...ALAM arm mount



...RPC receptical for photocell



...PCSF slipfitter with photocell



...ALAM2 adjustable arm mount



...EGS external glare shield



...YMB yoke



...EGFV external glare full visor



select your fixture

Spec Sheet Replaces HID Consumption Lumens Color Temp Part Number



150W /	21,500
120W /	17,500
90W /	13,500
60W /	9,500

selectable

GI-ALM-CCT400PS-ULS
GI-ALM-CCT400PS-480ULS



300W /	42,000
240W /	35,000
180W /	27,000
120W /	19,000

selectable

GI-ALM-CCT1000PS-ULS
GI-ALM-CCT1000PS-480ULS

100 - 277V 348 - 480V Power selectable

*one per fixture

**optional



fixtures Area Lights | Power & Color temp selectable



Dimensions

70-150W 19.6" x 8.46" x 6.99"

Case quantity

1pc



6 Year limited Warranty

fixtures
Cobra Heads

select your fixture

Spec Sheet	Replaces HID	Consumption	Lumens	Color Temp	Part Number	Included PhotoCell
------------	--------------	-------------	--------	------------	-------------	--------------------



70W

9,400



GI-CHF-D250-UL4



100W


13,800



GI-CHF-D400-UL4



GI-CHF-D400-480UL4



150W

20,000



GI-CHF-D400HO-UL4



GI-CHF-D400HO-480UL4

⚡ 100-277V ⚡⚡ 348 - 480V





DUSK TO DAWN LED FIXTURE WITH ARM AND PHOTOCELL



fixtures
Dusk To Dawn

Dimensions

45-90W 7.9" x 7.6" x 14.2"

Case quantity

1pc



6 Year limited Warranty

Included accessory :
twist-lock photocell



select your fixture

Spec Sheet

Replaces HID

Consumption

Lumens

Color Temp

Part Number

add your accessory*

Accessories Part Number : GI-ACC...



45W 5,800

5000K



GI-D2D-C175-UL4

5000K



GI-D2D-C175S-UL4 S

..DDAS
Silver mounting arm



70W 8,400

5000K



GI-D2D-C250-UL4

5000K



GI-D2D-C250S-UL4 S

..DDAB
Bronze mounting arm



90W 11,500

5000K



GI-D2D-C400-UL4

5000K



GI-D2D-C400S-UL4 S

100-277V

S Silver

*optional





fixtures
Mini Wallpacks

Dimensions
8.38" x 5.45" x 3.52"

Case quantity
12pcs

photo cell included



6 Year limited Warranty

select your fixture

- Spec Sheet
- Replaces HID
- Consumption
- Lumens
- Color Temp
- Part Number
- Included Photocell



25W

2,600

5000K



GI-WMF-C100-UL3P



100-277V



www.greenignite.com



info@greenignite.com



1-877-560-3779



WALL PACK LED FIXTURES

COLOR TEMP & POWER SELECTABLE



Dimensions

40-62W	11.95" x 7.86" x 7.08"
90W	14.2" x 9.25" x 7.08"
100W	14.2" x 9.25" x 7.73"

Case quantity

1pc

fixtures
LED Wallpacks



built in compartment
for color temp &
power selectability

select your fixture

Spec Sheet	Replaces HID	Consumption	Lumens	Color Temp	Part Number
		40W 45W / 33W / 26W / 17W /	4,650 5,495 4,341 3,527 2,514	5000K selectable	GI-WPF-C175-UL4
		62W / 52W / 39W / 26W /	7,814 6,640 5,255 3,675	selectable	GI-WPF-CCT250-UL4
		100W / 78W / 61W / 40W /	12,468 10,160 8,581 6,089	selectable	GI-WPF-CCT400-UL4
		90W	10,500	5000K	GI-WPF-C400-480UL4

add
your accessories*

Accessories
Part Number: GI-ACC.,

...WPLV-8EB
emergency battery
back-up kit (8W)
(for 175W & 250W Equal)



...OCC
occupancy sensor



...BPC
button photocell



*optional

100 - 277V 348 - 480V power selectable





Dimensions

13.1" (L) x 9.6" (H) x 3.8" (W)

Case quantity

6pc



6 Year limited Warranty

fixtures
Color temp & Power selectable full cut off wallpacks

add your accessories*

Accessories
Part Number: GI-ACC..

...BPC
button photocell



select your fixture

Spec Sheet Replaces HID Consumption Lumens Color Temp Part Number



65W /	9,750
49W /	7,350
34W /	5,100
23W /	3,450



GI-FCW-CCT250PS-ULS (bronze)

GI-FCW-CCT250PS-WULS (white)

...FCW-8EB
emergency battery back-up kit (8W)



100-277V power selectable


*optional





WALL PACK LED FIXTURES

ADJUSTABLE FULL CUT OFF



fixtures

Adjustable full cut off wallpacks

Dimensions		Case quantity
40W	7.29" x 9.13" x 4.19"	1pc
67W	10.06" x 11.02" x 5.09"	
80W	10.06" x 11.02" x 5.09"	



6 Year limited Warranty

select your fixture

Spec Sheet	Replaces HID	Consumption	Lumens	Color Temp	Part Number
		40W	5,200	5000K	GI-AFC-C175-UL4
		67W	9,600	5000K	GI-AFC-C250-UL4
		80W	10,500	5000K	GI-AFC-C400-UL4

add your accessory*

Accessory
Part Number: GI-ACC-



...BPC
button photocell

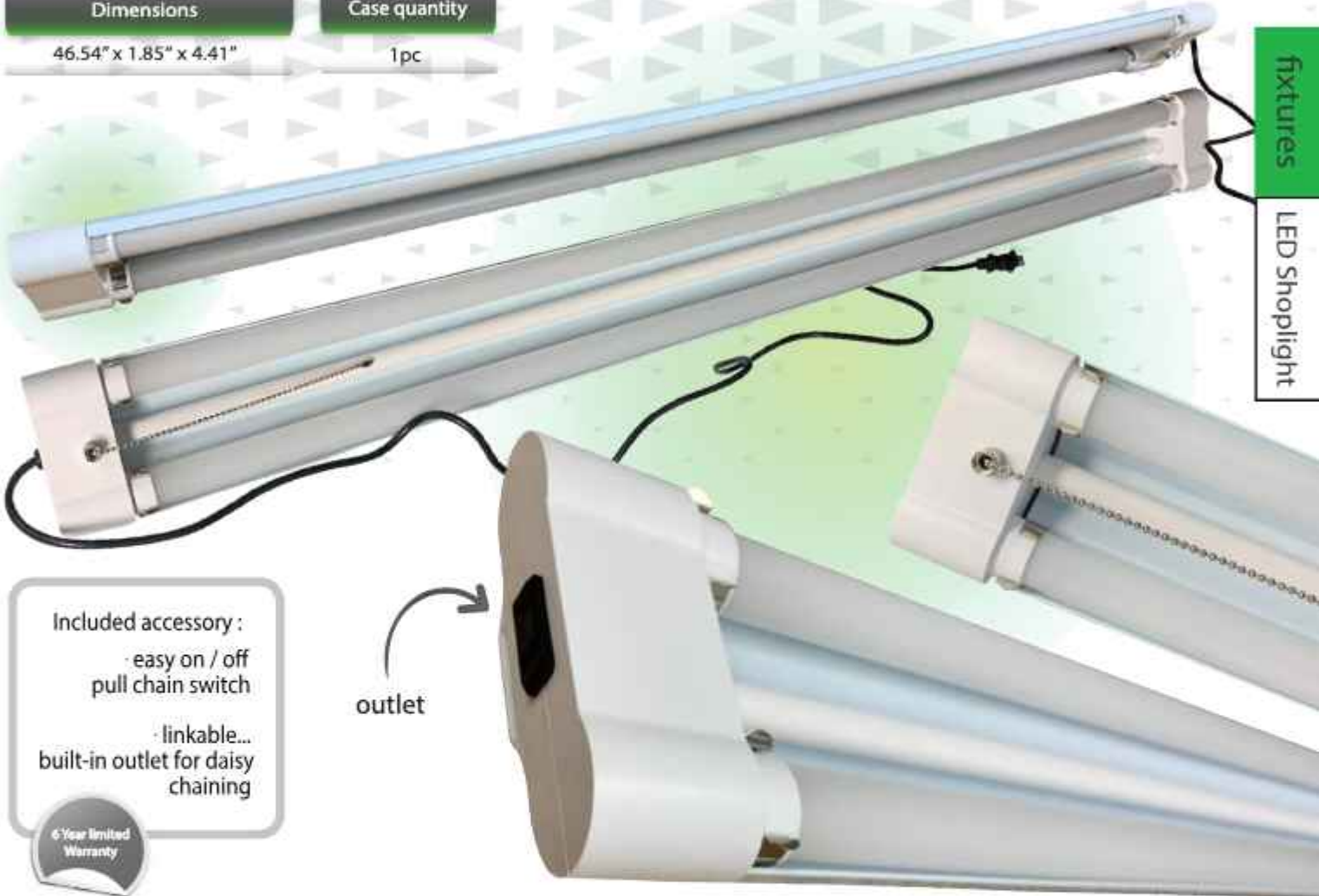
100-277V

optional*



Dimensions
46.54" x 1.85" x 4.41"

Case quantity
1pc



fixtures
LED Shoplight

Included accessory :
 · easy on / off pull chain switch
 · linkable... built-in outlet for daisy chaining

6 Year limited Warranty

outlet

select your fixture

Spec Sheet	Replaces Fluorescent	Consumption	Lumens	Color Temp	Length	Part Number
------------	----------------------	-------------	--------	------------	--------	-------------



36W 4,200

4000K	⚡	4'	GI-4RSL-D100-G4
5000K	⚡	4'	GI-4RSL-C100-G4

⚡ 100-277V



LINKABLE LED WORK LIGHTS

MINIATURE



Dimensions

3.7" x 5.31"

Case quantity

1 set (5pcs)



Daisy chain up to 10 sets (5pcs per set)



select your worklight

Spec Sheet

Replaces Hal

Consumption

Lumens

Color Temp

Part Number



50W

6,000

5000K

GI-LWL-C500F-UL5

120V AC





Dimensions	
30W	4.23" x 5.51"
60W	4.68" x 7.91"

Case quantity
4pcs



fixtures
Dock lights

Included accessory:
GI-ACC-DLAS



single arm

4 Year limited
Warranty

add your accessory*

Mounts
Part Number: GI-ACC-

select your fixture

Spec Sheet	Replaces Halogen	Consumption	Lumens	Color Temp	Part Number
------------	------------------	-------------	--------	------------	-------------



30W

3,300

4000K



GI-LDL-D300-G4



60W

6,600

4000K



GI-LDL-D600-G4



.DLAD
double arm

*optional

100-277V

fixtures
Color temp & Power Selectable UFO high bay

Dimensions	
97W	8.05" (H) x 11.17" (D)
215W	7.1" (H) x 13.1" (D)

Case quantity
1pc



6 Year limited Warranty

add your accessories*

Accessories
Part Number: GI-ACC.

...OCC
occupancy sensor
(97W only)



...UFOEB
emergency back-up
kit (97W only)



...PNPOCC
plug-n-play
occupancy sensor
(215W only)



*optional

select your fixture

Spec Sheet	Replaces HID	Consumption	Lumens	Color Temp	Part Number
------------	--------------	-------------	--------	------------	-------------



97W /	12,300
83W /	11,000
65W /	8,900
45W /	6,480

4000K 5000K
selectable

GI-HBUB-CCT400PS-UL5



215W /	30,000
165W /	24,000
127W /	19,500
84W /	13,500

4000K 5000K
selectable

GI-HBUB-CCT1000PS-UL5



Dimensions
24.25" (D) x 8.72" (H)

Case quantity
1pc



select your fixture

Spec Sheet Replaces HID Consumption Lumens Color Temp Part Number



340W 53,300

- 4000K ⚡ GI-SHBUM-D1500-UL5
- 5000K ⚡ GI-SHBUM-C1500-UL5
- 4000K ⚡⚡ GI-SHBUM-D1500-480UL5
- 5000K ⚡⚡ GI-SHBUM-C1500-480UL5

add your accessories*

Accessories
Part Number: GI-ACC..

...OCC
occupancy sensor



⚡ 100 - 277V ⚡⚡ 347 - 480V

*optional for 120V only



CANOPY UFO LED FIXTURES SURFACE MOUNT

GREENIGNITE

Dimensions

45-60W 12" x 12.3" x 3.32"

Case quantity

1pc

fixtures

Surface mount canopy



6 Year limited
Warranty

select your fixture

Spec Sheet

Replaces HID

Consumption

Lumens

Color Temp

Part Number

add
your accessories*

Accessories
Part Number: GI-ACC..



45W

5,000

5000K



GI-CPM-C175-UL3

...OCC
occupancy sensor



60W

7,100

5000K



GI-CPM-C250-UL3

...UFOEBB
emergency back-up
box



100-277 V

*optional



www.greenignite.com



info@greenignite.com



1-877-560-3779



HIGH BAY UFO LED FIXTURES

ROUND

GREENIGNITE

Fixtures
UFO High bay

Dimensions		Case quantity
80W	12" x 12.3" x 3.32"	1pc
97-180W	15.56" x 7.52"	



6 Year limited Warranty



add your accessories*

Accessories
Part Number: GI-ACC..

...OCC
occupancy sensor



...UFOEB
emergency back-up



...UFOTR
trunnion mount



*optional

select your fixture

Spec Sheet	Replaces HID	Consumption	Lumens	Color Temp	Part Number
------------	--------------	-------------	--------	------------	-------------

		97W	13,700	4000K ⚡	GI-HBUM-D400HO-UL4
				5000K ⚡	GI-HBUM-C400HO-UL4
		140W	19,100	5000K ⚡	GI-HBUM-C400VHO-UL4
				5000K ⚡⚡	GI-HBUM-C400VHO-480UL4

		180W	24,500	5000K ⚡	GI-HBUM-C750-UL4
--	--	------	--------	---------	------------------

⚡ 100-277V ⚡⚡ 347-480V



HIGH BAY LINEAR LED FIXTURES

2' X 2' AND 1' X 2'

GREENIGNITE

Linear high bay 2'x2'

Dimensions	
2x2	23.9" x 14.4" x 2.88"
1x2	23.6" x 9.84" x 1.77"

Case quantity
1pc



add your accessories*

Accessories
Part Number: GI-ACC

...OCC
occupancy
sensor



...PNPOCC
plug-n-play
occupancy sensor
(210W only)



select your fixture

Spec Sheet	Replaces HID	Consumption	Lumens	Color Temp	Size	Part Number
------------	--------------	-------------	--------	------------	------	-------------

		130W	18,500	5000K	⚡	2x2	GI-22SLHB-C400-UL4
				5000K		2x2	GI-22SLHB-C400-480UL4

...WPLV-8EB
emergency
battery back-up (8W)
(for 2X2)



		180W	26,040	5000K	⚡	2x2	GI-22SLHB-C750-UL3
				4000K	⚡	2x2	GI-22SLHB-D750-UL3
				4000K	⚡⚡	2x2	GI-22SLHB-D750-480UL3

...LHB-15EB
emergency
battery back-up (15W)
(for 2x1)



		210W /	30,000	4000K 5000K selectable	⚡	1x2	GI-21SLHB-CCT1000EC-PSUL5
		180W /	25,000				
		130W /	20,000				
		90W /	13,600				

...PH
pendant
hanger



⚡ 100-277V ⚡⚡ 347-480V ☀ power selectable

*optional



Dimensions

300W 47.5" x 24" x 2.97"


Case quantity

1pc



fixtures

Linear high bay 2'x4'



6 Year limited Warranty

add your accessories*

Accessories
Part Number: GI-ACC

...OCC
occupancy
sensor



...WPLV-8EB
emergency
battery back-up (8W)



...PH
pendant
hanger



select your fixture

Spec Sheet Replaces HID Consumption Lumens Color Temp Size Part Number



300W 40,000

4000K ⚡ 2x4 GI-24LHB-D1000-UL4

5000K ⚡ 2x4 GI-24LHB-C1000-UL4

5000K ⚡⚡ 2x4 GI-24LHB-C1000-480UL4

⚡ 100-277V

⚡⚡ 347-480V

*optional





LINEAR STRIP LED FIXTURES

COLOR TEMP SELECTABLE



fixtures
Linear strip lights

Dimensions		Case quantity
35W	48" x 3.36" x 3.9"	6pcs
45W	48" x 3.36" x 3.9"	
60W	91.62" x 2.38" x 3.38"	



4 Year limited Warranty

select your fixture

Spec Sheet	Replaces Fluorescent	Consumption	Lumens	Color Temp	Length	Part Number
------------	----------------------	-------------	--------	------------	--------	-------------

		35W /	4,900	 selectable	4'	GI-4SLF-CCT70PS-UL4
		28W /	4,000			
		21W /	3,150			
		15W /	2,350			
		45W /	6,200	 selectable	4'	GI-4SLF-CCT90PS-UL4
		36W /	5,000			
		27W /	3,800			
		18W /	2,700			
		60W	8,700	 selectable	8'	GI-8SLF-CCT120-UL4

add your accessories*

Accessories
Part Number: GI-ACC-

...WR steel mounting wire rope 	...RF (for 8ft) reflector
...RC (for 4ft) row connector 	...OCCS occupancy sensor twist-on
...SMP2 (for 8ft) ...SMP steel mounting plate 	..VTLV-8EB emergency battery back-up (8W)

120-277V 347-480V

*optional



Dimensions	
2FT	23.6" x 5.98" x 3.66"
4FT	47.25" x 4.88" x 3.62"
8FT	94.5" x 4.88" x 3.62"

Case quantity
1pc

Included accessories:

- screws & clips for surface mounting



fixtures
Vapor proof

select your fixture

Spec Sheet	Replaces Fluorescent	Consumption	Lumens	Color Temp	Size	Part Number
------------	----------------------	-------------	--------	------------	------	-------------

45W	6,000	5000K	2'	⚡	GI-2VTF-C90T3-UL4
70W	9,400	5000K	2'	⚡	GI-2VTF-C140T3-UL4
95W	13,000	5000K	2'	⚡	GI-2VTF-C190T3-UL4

60W	7,500	3500K 4000K 5000K selectable	4'	⚡	GI-4VTF-CCT120T3-UL4
-----	-------	---------------------------------	----	---	----------------------

100W	12,500	3500K 4000K 5000K selectable	8'	⚡	GI-8VTF-CCT200T3-UL4
------	--------	---------------------------------	----	---	----------------------

add your accessories*

Accessories
Part Number: GI-ACC-

...VHOOK
v-hook pendant
mounting (for 2ft)

...WR
steel mounting
wire rope

...VTLV-8EB
emergency
battery back-up (8W)

...OCCS
occupancy sensor
twist-on

optional*

⚡ 100-277V





LINEAR BATTEN LED FIXTURE

WATER PROOF LINKABLE

GREENIGNITE

Dimensions

47.24" x 1.69" x 1.45"

Case quantity

20pcs

fixtures
Linear waterproof & linkable batters



6 Year Limited Warranty

Included accessories :
* screws & clips



select your fixture

Spec Sheet Replaces Fluorescent Consumption Lumens Color Temp. Size: Part Number

add your accessories*

Accessories:
Part Number: GI-ACC-



30W

3,750

4'

- GI-4DT5D-W60P-BFWS
- GI-4DT5D-W60P-BFWL
- GI-4DT5-D60P-BFWS
- GI-4DT5-D60P-BFWL
- GI-4DT5-C60P-BFWS
- GI-4DT5-C60P-BFWL

...SUS-DT5
suspension kit
(includes cables)



...MC-T8
magnetic clip



120V AC

100-277V linkable (middle piece with cables on both ends) single side cable (end piece) dimmable (line voltage) *optional





Dimensions	
15W	21.61" x 1.61" x 1.41"
25W	33.6" x 1.61" x 1.41"
30W	44.23" x 1.61" x 1.41"

Case quantity
20pcs



Built-in knockout for power supply on back



Built-in knockout for daisy chaining

6 Year Limited Warranty

Included accessories:

- screws & clips
- small connector
- power cords

fixtures
Linear high output batten

select your fixture

Spec Sheet	Replaces Fluorescent	Consumption	Lumens	Color Temp	Size	Part Number
------------	----------------------	-------------	--------	------------	------	-------------

		15W	1,875	3000K	2'	GI-2DT5D-W30-BF
				4000K		GI-2DT5-D30-BC
				5000K		GI-2DT5-C30-BC
		25W	3,125	3000K	3'	GI-3DT5D-W50-BF
				4000K		GI-3DT5-D50-BC
				5000K		GI-3DT5-C50-BC
		30W	3,750	3000K	4'	GI-4DT5D-W60-BF
				4000K		GI-4DT5D-D60-BF
				4000K		GI-4DT5-D60-BC
				5000K		GI-4DT5-C60-BC

add your accessories*

Accessories
Part Number: GI-ACC-

- ...3PC
3' power cable with plug
- ...6PC
6' power cable with plug
- ...15CC
1.5' linking cable
- ...6CC
6' linking cable
- ...SUS-DT5
suspension kit (includes cables)
- ...MC-T8
magnetic clip

100-277V dimmable (line voltage) 120V AC

*optional



LINEAR BATTEN LED FIXTURE

STANDARD OUTPUT LINKABLE



Linear standard batten fixtures

Dimensions	
9W	23.6" x 1.53" x 1.65"
12W	35.43" x 1.53" x 1.65"
18W 4	7.24" x 1.53" x 1.65"

Case quantity
20pcs

6 Year Limited Warranty



select your fixture

Spec Sheet | Replaces Fluorescent | Consumption | Lumens | Color Temp | Size | Part Number



9W	1,170	2'	3000K	⚡	GI-2T8D-W20-BF	Frosted	DIM
			4000K	⚡	GI-2T8-D20-BF	Frosted	
			4000K	⚡	GI-2T8-D20-BC		
			5000K	⚡	GI-2T8-C20-BC		



12W	1,500	3'	3000K	⚡	GI-3T8D-W30-BF	Frosted	DIM
			4000K	⚡	GI-3T8-D30-BF	Frosted	
			4000K	⚡	GI-3T8-D30-BC		
			5000K	⚡	GI-3T8-C30-BC		



18W	2,250	4'	30K 40K 50K	⚡	GI-4T8D-CCT36-BF	Frosted	
			selectable				
			3000K	⚡	GI-4T8D-W36-BF	Frosted	DIM
			3500K	⚡	GI-4T8D-WD36-BF	Frosted	DIM
			4000K	⚡	GI-4T8D-D36-BF	Frosted	DIM
			4000K	⚡	GI-4T8-D36-BC		
			5000K	⚡	GI-4T8-C36-BC		

add your accessories*


Accessories
Part Number: GI-ACC-

...3PC
3' power cable with plug

...6PC
6' power cable with plug




...15CC
1.5' linking cable



...6CC
6' linking cable



...SUS-T8
suspension kit
(includes cables)



...MC-T8
magnetic clip



100-277V | 120V AC | Frosted | dimmable (line voltage)

*optional





Dimensions		Case quantity	
6W	5" x 1/2"	6W	60pcs
12W	7" x 1/2"	12W	40pcs
18W	9" x 1/2"	18W	20pcs
24W	12" x 1/2"	24W	10pcs



6 Year Limited Warranty

Optional accessory :
 Spring Clips
 Part Number : GI-ACC-DL79
 *Can be paired with 7" & 9"

Adjustable surface mount downlights

select your downlight

Spec Sheet	Replaces HAL	Consumption	Lumens	Color Temp	Size	Part Number
------------	--------------	-------------	--------	------------	------	-------------

add your accessories*

Trim	Accessories	Part Number	GI-ACC-
Chrome	Matte Black	Satin Nickel	

		6W	420	selectable	5"	GI-5DL-CCT60-ES4	
		12W	960	selectable	7"	GI-7DL-CCT85-ES4	
		18W	1,530	selectable	9"	GI-9DL-CCT100-ES4	
		24W	2,160	selectable	12"	GI-12DL-CCT130-ES4	

120V AC dimmable (line voltage)

*optional





SLIM RECESSED LED DOWNLIGHTS

COLOR TEMP SELECTABLE



fixtures
Slim recessed selectable downlights

Dimensions	
12W	4.24" x 1.75"
16W	6.69" x 0.98"

Case quantity	
12W	12pcs
16W	30pcs



Included accessories :
* aluminum junction box



select your downlight

Spec Sheet	Replaces HAL	Consumption	Lumens	Color Temp	Size	Part Number
------------	--------------	-------------	--------	------------	------	-------------

add your accessories*

Accessories Part Number: GI-ACC-



12W → 780



4" GI-4RLK-5CCT65-ES5

...4RLKB

...4RLKN

...4RLKBR

4"



16W → 1,250



6" GI-6RLK-CCT100-ES4

...6RLKB

...6RLKN

...6RLKBR

6"



120V AC dimmable (line voltage)

*optional



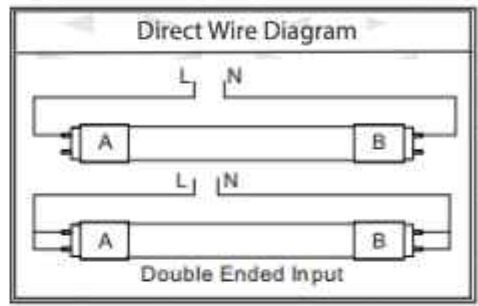


Dimensions
See below

Case quantity
10pcs



6 Year limited Warranty



retrofit Sign lamps

select your sign lamp

Spec Sheet	Replaces Fluorescent	Consumption	Lumens	Base	Color Temp	Part Number
	F120 117.91"	60W	7,800	R17D		GI-F120T10-CC135-R17D4
	F117 114.91"	55W	7,150	R17D		GI-F117T10-CC132-R17D4
	F108 105.91"	48W	6,240	R17D		GI-F108T10-CC124-R17D4
	F96 93.91"	45W	5,850	R17D		GI-F96T10-CC110-R17D4
	F84 81.91"	42W	5,040	R17D		GI-F84T10-CC100-R17D4
	F72 69.91"	36W	4,320	R17D		GI-F72T10-CC85-R17D4
	F64 61.91"	33W	3,960	R17D		GI-F64T10-CC80-R17D4
	F60 57.91"	30W	3,900	R17D		GI-F60T10-CC75-R17D4
	F48 45.91"	26W	3,380	R17D		GI-F48T10-CC60-R17D4
	F42 39.91"	21W	2,730	R17D		GI-F42T10-CC55-R17D4
	F36 33.91"	16W	1,920	R17D		GI-F36T10-CC45-R17D4
	F30 27.91"	14W	1,820	R17D		GI-F30T10-CC40-R17D4
	F24 21.91"	12W	1,560	R17D		GI-F24T10-CC35-R17D4
	F18 15.91"	9W	1,170	R17D		GI-F18T10-CC32-R17D4

100-277V rotatable base plastic



U - TUBE T8 / T12 RETROFIT LED LAMPS

6" AND 1-5/8" SPACING



Dimensions

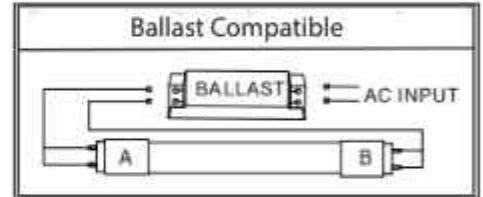
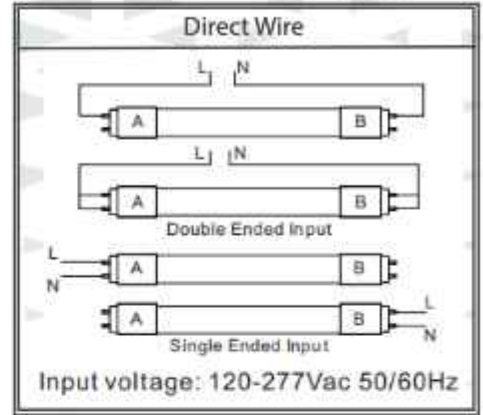
1-5/8" 22.7" x 2.75"

6" 22.7" x 7"

Case quantity

24pcs

Multifunctional Wiring Diagram



6 Year limited Warranty

select your lamp

Spec Sheet

Replaces Fluorescent

Spacing

Consumption

Base

Lumens

Color Temp.

Part Number



1-5/8"

15W



G13

2,100

35K

40K

50K

selectable



GI-U1T8-CCT32P-ULMF4



6"

15W



G13

2,100

35K

40K

50K

selectable



GI-U6T8-CCT32P-ULMF4

100-277V



multi-functional (ballast compatible* or 100-277V)
*approved ballasts

P plastic



www.greenignite.com



info@greenignite.com



1-877-560-3779

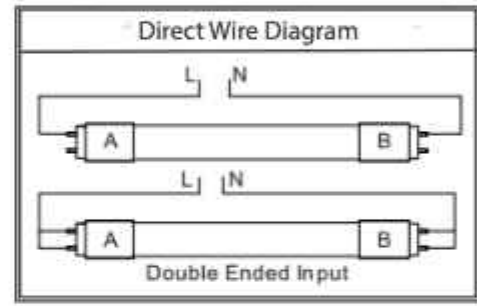


Dimensions	
6W	7.72" x 1.10"
8W	22.23" x 1.10"
12W	35.43" x 1.10"

Case quantity
25pcs


















Optional accessory :
High output adapters
Part Number :
GI-ACC-G13-R17D

retrofit Linear LED lamps 18" - 36"

select your lamp

Spec Sheet	Replaces Fluorescent	Size	Consumption	Base	Lumens	Color Temp.	Part Number
		1.5' (18")	6W	P	G13	738	3000K  GI-15T8-W14-ULDW4
							4000K  GI-15T8-D14-ULDW4
							5000K  GI-15T8-C14-ULDW4
		2' (24")	8W	P	G13	984	3000K  GI-2T8-W20-ULDW4
							4000K  GI-2T8-D20-ULDW4
							5000K  GI-2T8-C20-ULDW4
		3' (36")	12W	P	G13	1,464	3000K  GI-3T8-W30-ULDW4
							4000K  GI-3T8-D30-ULDW4
							5000K  GI-3T8-C30-ULDW4

 100-277V  plastic



Dimensions

18W 47.76" x 1"

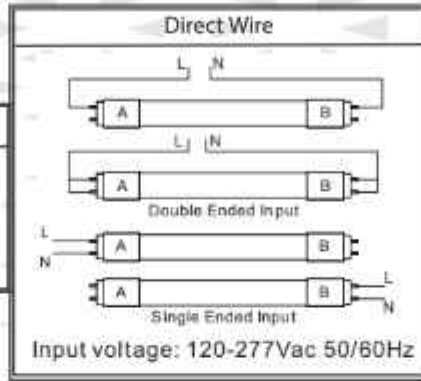
19W 59.60" x 1"

Case quantity

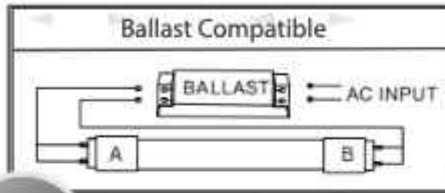
18W / 19W(P) 25pcs

18W(G) 30pcs

Multifunctional Wiring Diagram



Ballast Compatible



4 Year limited Warranty

select your lamp



retrofit

Linear LED lamps 48" - 72"

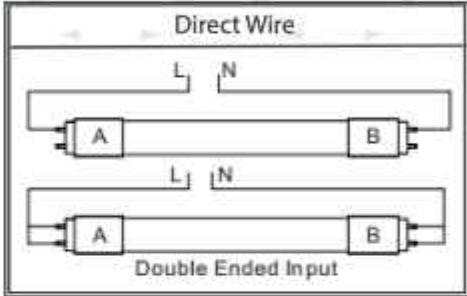

Spec Sheet	Replaces Fluorescent	Size	Consumption	Base	Lumens	Color Temp	Part Number
		4' (48")	18W	P G13	2,150	3000K	GI-4T8-W34P-ULMF4
					2,150	3500K	GI-4T8-WD34P-ULMF4
					2,200	4000K	GI-4T8-D34P-ULMF4
					2,200	5000K	GI-4T8-C34P-ULMF4
					2,366	6500K	GI-4T8-ECC34P-ULMF4
		4' (48")	18W	G G13	2,268	4000K	GI-4T8-D34GS-ULMF4
					2,366	5000K	GI-4T8-C34GS-ULMF4
		4' (48")	18W	P G13	1,800	DIM 4000K	GI-4T8D-D34AL-S03
		5' (6")	19W	P G13	2,357	3000K	GI-5T8-W50-ULDW4
					2,357	4000K	GI-5T8-D50-ULDW4
					2,357	5000K	GI-5T8-C50-ULDW4

120-277V
 multi-functional (ballast compatible* or 100-277V)
 plastic
 glass with shatterproof coating
 dimmable (line voltage)
 rotatable base





Dimensions		Case quantity	
30W	69.91" x 1"	30W	25pcs
42W	93.91" x 1"	42W	10pcs



select your lamp

Spec Sheet	Replaces Fluorescent	Length	Consumption	Base	Lumens	Color Temp	Part Number
------------	----------------------	--------	-------------	------	--------	------------	-------------

retrofit Linear 6ft & 8ft LED lamps



6' (69.91")

30W



R17D

DB
FA8

3,600

- 3000K ⚡ GI-6T8-W60-ULDW4
- 4000K ⚡ GI-6T8-D60-ULDW4
- 5000K ⚡ GI-6T8-C60-ULDW4



8' (93.91")

42W



R17D

DB
FA8

5,500

- 3500K ⚡ GI-8T8F-WD110GS-DBDW4
- 4000K ⚡ GI-8T8F-D110GS-DBDW4
- 5000K ⚡ GI-8T8F-C110GS-DBDW4

⚡ 100-277V P plastic G glass with shatterproof coating DB double base (includes both FA8 and R17D snug adapters)



8FT LINEAR T8 / T12 RETROFIT LED LAMPS

R17D & FA8 BASE PLASTIC OPTIONS



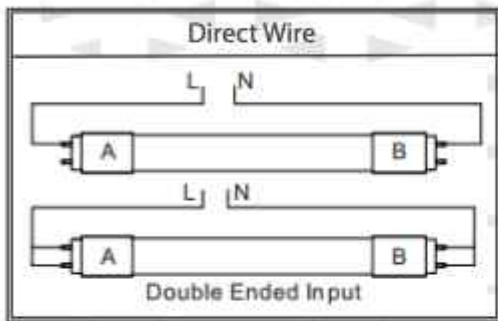

Dimensions

93.91" x 1"

Case quantity

FA8 12pcs

R17D 12pcs



select your lamp

Spec Sheet	Replaces Fluorescent	Consumption	Length	Base	Lumens	Color Temp	Part Number
------------	----------------------	-------------	--------	------	--------	------------	-------------



40W 93.91" **P** FA8 4,800

- 4000K
- 5000K

- GI-8T8F-D92-FA8DW3
- GI-8T8F-C92-FA8DW3



40W 93.91" **P** R17D 4,800

- 4000K
- 5000K

- GI-8T8F-D92R-R17DDW3
- GI-8T8F-C92R-R17DDW3

⚡ 120-277V **P** plastic



www.greenignite.com



info@greenignite.com



1-877-560-3779




Dimensions

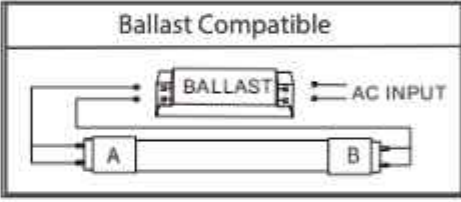
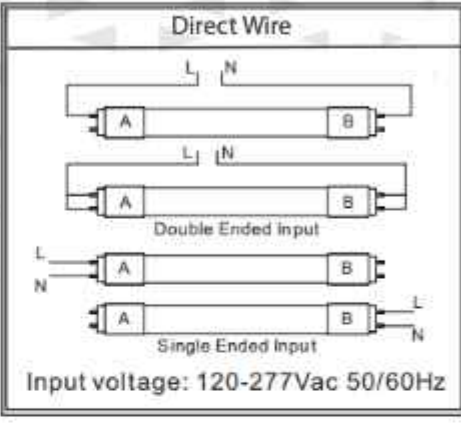
10W 21.57" x 0.64"
24W 45.79" x 0.62"

Case quantity

2' 50pcs
4' 25pcs



Multifunctional Wiring Diagram



retrofit Linear T5 lamps | 2ft & 4ft

select your lamp

Spec Sheet	Replaces Fluorescent	Size	Consumption	Base	Lumens	Color Temp	Part Number
------------	----------------------	------	-------------	------	--------	------------	-------------



2'	10W	G	G5	1,500	4000K	⚡	GI-2T5-D24S-DW3
					5000K	⚡	GI-2T5-C24S-DW3



4'	24W	G	G5	3,200	3500K	⚡	GI-4T5-WD54GS-ULMF4
					4000K	⚡	GI-4T5-D54GS-ULMF4
					5000K	⚡	GI-4T5-C54GS-ULMF4

⚡ 100-277V G glass with shatterproof coating ⚡ multi-functional (ballast compatible* or 100-277V) *approved ballasts



3PC MAGNETIC STRIPS RETROFIT KITS

2' AND 4'



Dimensions

2ft covered	22"
2ft non-covered	20.81"
4ft covered	46"
4ft non-covered	44.88"

Case quantity

18W / 19W 25pcs

included driver



FC

select your kit

Spec Sheet	Replaces Fluorescent	Size	Consumption	Base	Lumens	Color Temp	Part Number
------------	----------------------	------	-------------	------	--------	------------	-------------



2' (3 strips)

24W

hard wire

3,184.3

- 3500K
- 4000K



FC

GI-23TRK-WD50C-UL4

GI-23TRK-D50C-UL4



2' (3 strips)

24W

hard wire

3,184.3

- 3500K
- 4000K



GI-23TRK-WD50-UL4

GI-23TRK-D50-UL4



4' (3 strips)

5W

hard wire

7,120

- 3500K
- 4000K



GI-34TRK-WD108-UL4

GI-34TRK-D108-UL4

100-277V

FC frosted cover



www.greenignite.com



info@greenignite.com



1-877-560-3779

retrofit

3PC magnetic LED strip kits | 2ft & 4ft



2' AND 4'

Dimensions		Case quantity
2ft covered	22"	30pcs
2ft non-covered	20.81"	
4ft covered	46"	
4ft non-covered	44.88"	



included driver

6 Year limited Warranty

FC

select your kit

Spec Sheet	Replaces Fluorescent	Size	Consumption	Base	Lumens	Color Temp	Part Number
		2' (3 strips)	16W	hard wire	2,112	3000K	GI-22TRK-W32CD-UL4
						3500K	GI-22TRK-WD32C-UL4
						4000K	GI-22TRK-D32C-UL4
						5000K	GI-22TRK-C32C-UL4
		2' (3 strips)	16W	hard wire	2,112	3000K	GI-22TRK-W32D-UL4
						3500K	GI-22TRK-WD32-UL4
						4000K	GI-22TRK-D32-UL4
						5000K	GI-22TRK-C32-UL4
		4' (2 strips)	36W	hard wire	4,747	3500K	GI-24TRK-WD72C-UL4
						4000K	GI-24TRK-D72C-UL4
						5000K	GI-24TRK-C72C-UL4
		4' (2 strips)	36W	hard wire	4,815	3000K	GI-24TRK-W72D-UL4
						3500K	GI-24TRK-WD72-UL4
						4000K	GI-24TRK-D72-UL4
						5000K	GI-24TRK-C72-UL4

100-277V frosted cover dimmable (low voltage)

retrofit 2PC magnetic LED strip kits | 2ft & 4ft



HID EQUAL LED LAMPS

SIDE ADJUSTABLE



Dimensions

8.79" x 4.37"

Case quantity

6pcs

plug-in for optional sensors



rotatable base

4 Year limited Warranty

retrofit

HID equal GEN 4 | Side adjustable

select your lamp

Spec Sheet

Replaces HID

Consumption

Lumens

Base

Color Temp

Part Number

add your accessories*

Accessories
Part Number: GI-ACC-

..MBMS
motion sensor



..MBPC
photocell



..MBDC
dimming connector



80W

10,400

EX39

5000K



GI-SAL-C400-UL4

100-277V

*optional



www.greenignite.com



info@greenignite.com



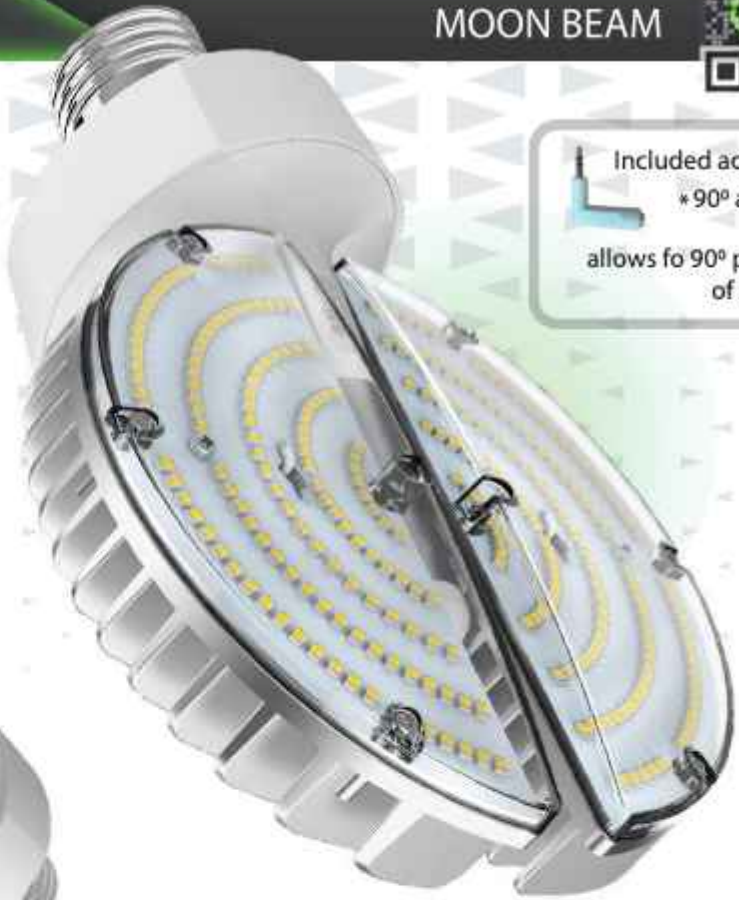

1-877-560-3779



Dimensions		Case quantity	
70W	11.57" x 7.01" x 3.35"	70W	8pcs
100W	12.36" x 7.01" x 4.61"	100W	4pcs

Included accessory:
 *90° adapter
 allows for 90° position
 of sensors

center plug-in for optional sensors



retrofit
HID equal moon beam

select your lamp

Spec Sheet	Replaces HID	Consumption	Lumens	Base	Color Temp	Part Number
------------	--------------	-------------	--------	------	------------	-------------

add your accessories*

Accessories
 Part Number: GI-ACC



70W 10,500 EX39 5000K ⚡ GI-MB-C250-UL4

..MBMS
 motion sensor



100W 15,000 EX39 5000K ⚡ GI-MB-C400-UL4

..MBPC
 photocell



..MBDC
 dimming connector



⚡ 100-277V

*optional

Dimensions

18W 5.98" (L) x 2.36" (D)

155W 9.6" (L) x 4.02" (D)

205W 8.30" (L) x 4.02" (D)

Case quantity

16pcs



select your lamp

Spec Sheet	Replaces HID	Consumption	Lumens	Base	Color Temp	Part Number
		 18W / 12W / 9W /	 2,700 1,800 1,350	E26	 selectable	GI-CC-CCT100-PSUL4
		 155W / 125W / 105W /	 23,250 18,750 15,750	EX39	 selectable	GI-CC-CCT400-PSUL5
		 205W / 165W / 135W /	 30,750 24,750 20,250	EX39	 selectable	GI-CC-CCT1000PS-UL5

100-277V

power selectable





Dimensions

54W	3.36" x 7.76"
100W	5.16" x 10.16"

Case quantity

16pcs



retrofit
HID equal GEN 3 omni | 348 - 480V

select your lamp

Spec Sheet	Replaces HID	Consumption	Lumens	Base	Color Temp	Part Number
------------	--------------	-------------	--------	------	------------	-------------



54W 8,100 EX39 5000K ⚡⚡ GI-CC-360C250-480UL4



100W 15,000 EX39 5000K ⚡⚡ GI-CC-360C400-480UL4

⚡⚡ 348 - 480V



www.greenignite.com



info@greenignite.com



1-877-560-3779



HID EQUAL LED LAMPS

COMPACT



retrofit
HID equal lamps | compact

		Case quantity
10W (UL2)	5.63" (L) x 2.32" (D)	10W 48pcs
10W (UL4)	6.5" (L) x 2.32" (D)	14W 24pcs
14W	5.5" (L) x 2.8" (D)	18W 24pcs
18W (UL2)	6.54" (L) x 2.76" (D)	
18W (UL4)	6.54" (L) x 2.35" (D)	



select your lamp

Spec Sheet	Replaces HID	Consumption	Base	Lumens	Color Temp	Part Number
		10W	E26	1,250	3000K	GI-CC-360W50-UL2
					5000K	GI-CC-360C50-UL2
					4000K	GI-CC-360D50-UL4
		14W	E26	2,790	3000K	GI-CC-360W70-UL3
					4000K	GI-CC-360D70-UL3
					5000K	GI-CC-360C70-UL3
		18W	E26	2,250	3000K	GI-CC-360W100-UL2
					5000K	GI-CC-360C100-UL4

100-277V



Dimensions		Case quantity	
36W	8.79" x 2.36"	36W	12pcs
60W	9.72" x 3.46"	60W	16pcs
100W	12.24" (L) x 3.46" (D)	100W	6pcs



select your lamp

Spec Sheet	Replaces HID	Consumption	Lumens	Base	Color Temp	Part Number
		36W	5,400	EX39	4000K	GI-CC-360D175-UL4
				EX39	5000K	GI-CC-360C175-UL4
				E26	4000K	GI-CC-D175-E26UL4
				E26	5000K	GI-CC-C175-E26UL4
		45W / 60W /	6,975 9,000	EX39	4000K	GI-CC-360D250-UL4
				EX39	5000K	GI-CC-360C250-UL4
				EX39	4000K / 5000K selectable	GI-CC-360CCT250-UL4
				E26	4000K	GI-CC-D250-E26UL4
				E26	5000K	GI-CC-C250-E26UL4
						75W / 100W /
EX39	5000K	GI-CC-360C400-UL4				
EX39	4000K / 5000K selectable	GI-CC-360CCT400-UL4				

100-277V power selectable

retrofit
HID equal GEN 4 omni | large





HID EQUAL LED LAMPS

240° BEAM



Dimensions		Case quantity	
20W	3.15" x 5.75"	20W	12pcs
27W	3.93" x 7.08"	27W	12pcs
45W	5.5" x 9.4"	45W	9pcs
60W	5.5" x 10.9"	60W	9pcs
90W	10.3" x 5.2"	90W	6pcs



select your lamp

Spec Sheet	Replaces HID	Consumption	Base	Lumens	Color Temp	Part Number
		20W	E26	2,600	2700K	GI-CC-240WW70-UL3
					5000K	GI-CC-240C70-UL3
		27W	E26	3,500	2700K	GI-CC-240WW100-UL3
					5000K	GI-CC-240C100-UL3
		45W	E26	5,800	2700K	GI-CC-240WW175-UL3
					5000K	GI-CC-240C175-UL3
		60W	EX29	7,200	2700K	GI-CC-240WW250-UL3
					5000K	GI-CC-240C250-UL3
		90W	EX29	10,000	2700K	GI-CC-240WW100-UL3
					5000K	GI-CC-240C100-UL3

100-277V

retrofit HID equal efficient 240° beam





Dimensions

36W 3.15" x 9.95"

60W 10.17" x 6.53"

Case quantity

4pcs



retrofit
HID equal adjustable omni | dark sky



select your lamp

Spec Sheet	Replaces HID	Consumption	Lumens	Base	Color Temp	Part Number
		36W	5,040	E39	4000K ⚡	GI-DSCC-D175-E26UL3
					5000K ⚡	GI-DSCC-D175-E26UL3
		60W	8,400	E39	4000K ⚡	GI-DSCC-D250-UL3
					5000K ⚡	GI-DSCC-C250-UL3

⚡ 100-277V



www.greenignite.com



info@greenignite.com



1-877-560-3779



HID EQUAL LED LAMPS

ADJUSTABLE OMNI / HIGH BAY



Dimensions

30W	10.04" x 5.10"
60W	10.04" x 5.10"
90W	10.46" x 5.50"

Case quantity

6pcs



6 Year limited Warranty

retrofit
HID equal adjustable omni | high bay

select your lamp

Spec Sheet	Replaces HID	Consumption	Lumens	Base	Color Temp	Part Number
		30W	4,200	E26	4000K	GI-HLCC-D175-E26UL3
				E26	5000K	GI-HLCC-C175-E26UL3
				E39	5000K	GI-HLCC-C175-UL3
		60W	8,400	E26	4000K	GI-HLCC-D250-E26UL3
				E26	5000K	GI-HLCC-C250-E26UL3
				E39	4000K	GI-HLCC-D250-UL3
				E39	5000K	GI-HLCC-C250-UL3
		90W	12,600	E39	4000K	GI-HLCC-D400-UL3
				E39	5000K	GI-HLCC-C400-UL3

add occupancy sensor*

Sensor Accessories
Part Number: GI-ACC-

.OS-250HL
occupancy sensor for
30W and 60W HLCC lamps



.OS-400HL
occupancy sensor for
9W HLCC lamps

100-277V

*optional



www.greenignite.com



info@greenignite.com



1-877-560-3779



Dimensions

120W 8.9" x 8.92"

150W 8.9" x 8.92"

200W 8.9" x 8.92"

Case quantity

4pcs



internal fan



retrofit
HID equal 180° high bay

select your lamp

Spec Sheet	Replaces HID	Consumption	Lumens	Base	Color Temp	Part Number
------------	--------------	-------------	--------	------	------------	-------------



120W

16,800

EX39

- 4000K ⚡ GI-HBR-D400HO-UL2
- 5000K ⚡ GI-HBR-C400HO-UL2



200W

27,000

EX39

- 4000K ⚡ GI-HBR-D1000-UL3
- 5000K ⚡ GI-HBR-C1000-UL3

⚡ 100-277V



www.greenignite.com



info@greenignite.com



1-877-560-3779

HID EQUAL LED RETROFITS

REPLACES 175W - 1,500W HID



retrofit
HID equal retrofit kits

Dimensions	
65W	3.93" x 7.08"
60W(CCT)	10.6" x 7" x 2.87"
100W	12.6" x 9.3"
300-320W	12.6" x 9.3"
450-480W	12.6" x 9.3"

Case quantity	
65W	8pcs
60W	12pcs
100W	8pcs
320W	1pcs
480W	1pcs



select your retrofit kit

Spec Sheet	Replaces HID	Consumption	Lumens	Color Temp		Part Number
		45W	5,625	5000K	⚡	GI-RKD-C175-DLC
		65W	8,125	5000K	⚡⚡	GI-RKD-C250-480DLC
		60W /	7,800	30K 40K 50K selectable	⚡	GI-RKD-CCT400PS-UL5
		80W /	10,400			
		100W /	13,000	5000K	⚡⚡	GI-RKD-C400-480DLC
		150W /	19,500			
		100W	12,500			
		320W	40,000	4000K	⚡	GI-RKD-D1000-DLC
		320W	40,000	5000K	⚡	GI-RKD-C1000-DLC
		300W	37,500	5000K	⚡⚡	GI-RKD-C1000-480DLC
		450W	56,250	5000K	⚡⚡	GI-RKD-C1500-480DLC

⚡ 100-277V ⚡⚡ 348 - 480V ☀ power selectable

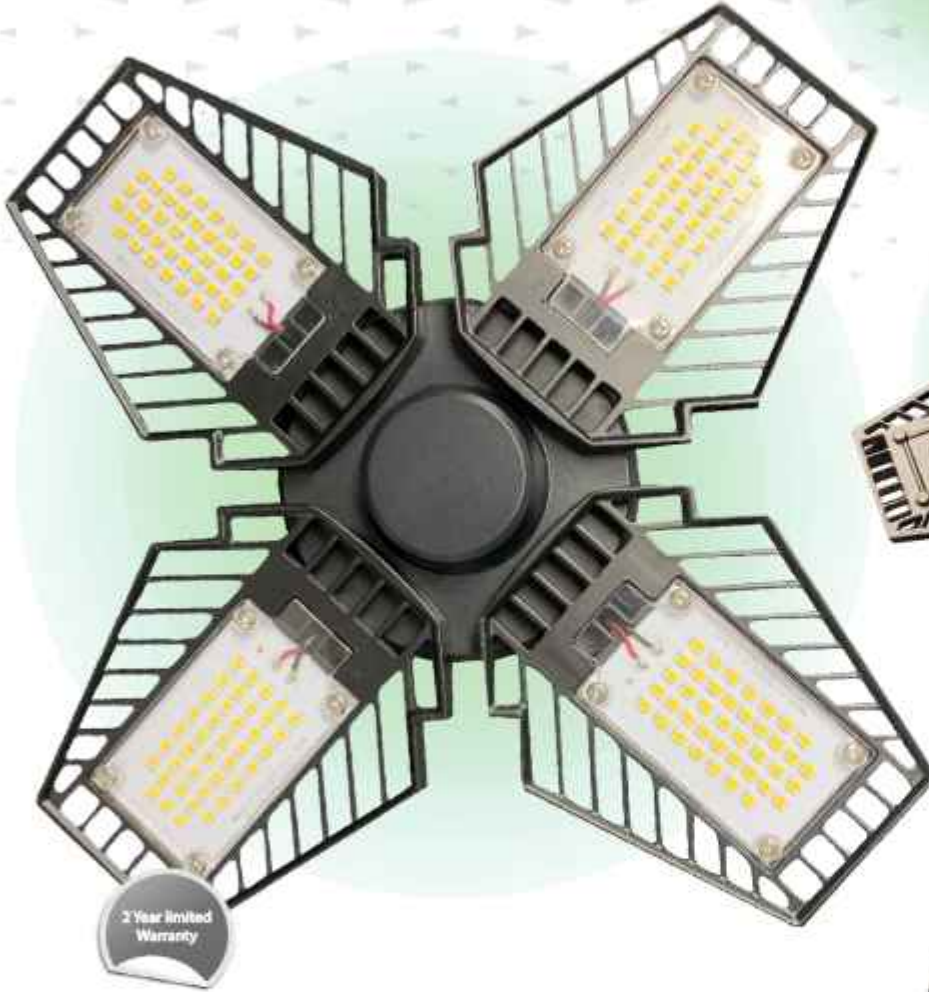


Dimensions

5.95" x 5.59" x 4.92"

Case quantity

27pcs



2 Year limited Warranty



retrofit
LED Satellight

select your lamp

Spec Sheet	Replaces HID	Consumption	Lumens	Base	Color Temp	Part Number
------------	--------------	-------------	--------	------	------------	-------------



100W

12,000

E26

4000K ⚡

GI-GSL-D400-UL4

⚡ 100-277V



PL LED LAMPS

6W OMNI 2 / 4 PIN



Dimensions
1.57" x 4.92"

Case quantity
100pcs



retrofit
6W 2 / 4 pin PL lamps

select your lamp

Spec Sheet	Replaces CFL up to	Consumption	Lumens	Base	Color Temp	Part Number
		6W	720	GX24 / G24Q / G24	2700K	GI-PLO2-WW13-GX24
				GX24 / G24Q / G24	3000K	GI-PLO2-W13-GX24
				GX24 / G24Q / G24	3500K	GI-PLO2-WD13-GX24
				GX24 / G24Q / G24	4000K	GI-PLO2-D13-GX24
		6W	720	G23	3000K	GI-PLO2-D13-G23
				G23	3500K	GI-PLO2-WD13-G23
				G23	4000K	GI-PLO2-D13-G23
		6W	720	GX23	3000K	GI-PLO2-D13-GX23
				GX23	3500K	GI-PLO2-WD13-GX23
				GX23	4000K	GI-PLO2-D13-GX23

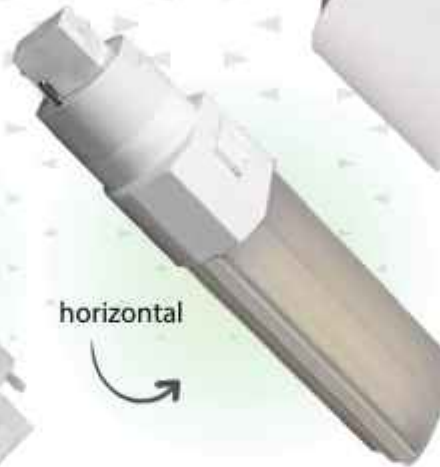

⚡ 100-277V





Dimensions	
8W (horizontal)	1.60" x 5.90"
8W (vertical)	2.09" x 4.65"
20W	2.36" x 8.89"

Case quantity	
8W	50pcs
20W	40pcs



select your lamp

Spec Sheet	Replaces CFL up to	Consumption	Lumens	Base	Color Temp	Part Number
------------	--------------------	-------------	--------	------	------------	-------------



8W

1,050

GX24
compatible with
GX24/G24Q/G24

35K 40K 50K
selectable



GI-PLO2H-140CCT32-GX24
(horizontal)



8W

1,050

GX24
compatible with
GX24/G24Q/G24

35K 40K 50K
selectable



GI-PLO2V-140CCT32-GX24
(vertical)



20W

2,400

GX24
compatible with
GX24/G24Q/G24

2700K
3000K
3500K
4000K
5000K



GI-PLO2-WW42-GX24



GI-PLO2-W42-GX24



GI-PLO2-WD42-GX24



GI-PLO2-D42-GX24



GI-PLO2-C42-GX24

100-277V



www.greenignite.com



info@greenignite.com



1-877-560-3779

retrofit
8W / 20W omni 2 / 4 pin PL lamps



Dimensions		Case quantity	
6W	3.94" x 1.18" x 1.06"	6W	100pcs
15W	13" x 1.61" x 0.70"	15W	50pcs
16W	16.56" x 1.72" x 0.92"	16W/17W	25pcs
17W	22.50" x 1.72" x 0.92"		



retrofit PL LED 2GX7 and 2G11 base lamps

select your lamp

Spec Sheet	Replaces CFL	Consumption	Lumens	Base	Color Temp	Part Number
		6W	720	2GX7	3000K	GI-PL2-180W13-2GX7
					3500K	GI-PL2-180WD13-2GX7
					4000K	GI-PL2-180D13-2GX7
		15W	1,725	2G11	3500K	GI-12T02-WD30-2G11UL
					4000K	GI-12T02-W30-2G11UL
		16W	1,950	2G11	30K, 35K, 40K, 50K selectable	GI-15T02-CCT36-2G11UL
		17W	2,100	2G11	30K, 35K, 40K, 50K selectable	GI-22T02-CCT40-2G11UL

⚡ 100-277V






Dimensions

WC	1.53" x 0.52"
S8WC	2.37" x 1.48"
1156C	0.78" x 1.48"
GY6.35	1.57" x 0.90"
1383	2.38" x 1.17"

Case quantity

1pc



miniature lamps

12V AC / DC

select your lamp

Spec Sheet	Replaces Hal	Consumption	Lumens	Base	Color Temp	Part Number
------------	--------------	-------------	--------	------	------------	-------------



1.4W	148	WEDGE	3000K	GI-WC-W85-12
1.4W	148	G4	3000K	GI-G4C-W105-12



2.2W	235	BA155	3000K	GI-1883-w215-12
2.4W	286	S8 WEDGE	3000K	GI-S8WC-W240-12
2.6W	308	BA155	3000K	GI-1156C-W250-12
2.6W	308	BA15D	3000K	GI-1157C-W250-12
2.6W	308	GY6.35	3000K	GI-GY635-W270-12
2.6W	308	G4	3000K	GI-G4C-W360-12



12V AC / DC





MINIATURE LED LAMPS

10 - 30V DC

GREENIGNITE

Dimensions	
G4SR	1.21" x 0.90"
1156C / 1157C	1.44" x 0.71"
G4C	1.61" x 0.90"
WC	1.68" x 0.72"
1156C (3.6W)	0.92" x 2.65"
1156Q	1.88" x 2.63"
GY6.35	2.32" x 1.22"

Case quantity
1pc



6 Year Limited Warranty

miniature lamps
10 - 30V DC

select your lamp

Spec Sheet	Replaces Hal	Consumption	Lumens	Base	Color Temp		Part Number	
		2.1W	240	G4	3000K		GI-G45R-W180-30	
		2.1W	284	G4	5000K		GI-G45R-C180-30	
		2.6W	308	BA15S	3000K		GI-1156C-W250-30	
		2.6W	370	BA15S	5000K		GI-1156C-C250-30	
		2.6W	308	BA15D	3000K		GI-1157C-W250-30	
		2.6W	370	BA15D	5000K		GI-1157C-C250-30	
		2.6W	308	G4	3000K		GI-G4C-W360-30	
		2.6W	370	G4	5000K		GI-G4C-C360-30	
		2.6W	308	WEDGE	3000K		GI-WC-W250-30	
		2.6W	370	WEDGE	5000K		GI-WC-C250-30	
			3.6W	360	BA15S	3000K		GI-1156C-W370-30
			3.6W	396	BA15S	5000K		GI-1156C-C370-30
		4.3W	473	BA15S	3000K		GI-1156Q-W270-30	
		4.3W	485	BA15S	5000K		GI-1156Q-C270-30	
		5.9W	755	GY6.35	3000K		GI-GY635-W580-30	

10 - 30 V DC



Dimensions	
1156S	1.53" x 1.05"
1157S	1.53" x 1.05"
G4C	1.34" x 0.55"
G4SR	1.34" x 0.95"
WC	1.53" x 0.37"
WR	1.56" x 0.94"
G4BR	1.34" x 0.55"

Case quantity
1pc



select your lamp

Spec Sheet	Replaces Hal	Consumption	Lumens	Base	Color Temp	Part Number
------------	--------------	-------------	--------	------	------------	-------------



1.2W	162	BA15S	3000K	GI-1156S-W120-30	
1.2W	162	BA15S	5000K	GI-1156S-C120-30	
1.2W	165	BA15D	3000K	GI-1157S-W120-30	
1.2W	165	BA15D	5000K	GI-1157S-C120-30	
1.4W	148	G4	3000K	GI-G4C-W105-30	
1.4W	165	G4	5000K	GI-G4C-C105-30	



1.4W	148	G4	3000K	GI-G4SR-W120-30	
1.4W	165	G4	5000K	GI-G4SR-C120-30	
1.4W	148	G4	3000K	GI-G4BR-W120-30	
1.4W	165	G4	5000K	GI-G4BR-C120-30	
1.4W	148	WEDGE	3000K	GI-WC-W85-30	
1.4W	165	WEDGE	5000K	GI-WC-C85-30	
1.6W	197	WEDGE	3000K	GI-WR-W150-30	
1.6W	203	WEDGE	5000K	GI-WR-C150-30	

10 - 30V DC

miniature lamps

10 - 30V DC





RESIDENTIAL LED LAMPS

MISCELLANEOUS



Dimensions	
9W	4.3" x 2.5"
5W	3.7" x 1.4"
6W	2" x 2.3"

Case quantity	
9W	50pcs
5W	1pc
6W	25pcs



GI-P16D-40W50-ES-



GI-A19OD-W75-ES5



GI-CDT-360WW50-E



select your lamp

Spec Sheet	Replaces Hal	Consumption	Type	Lumens	Base	Color Temp	Part Number
------------	--------------	-------------	------	--------	------	------------	-------------



9W	A19	800		E26			GI-A19OD-W75-ES5
5W	CANDELABRA	420		E12			GI-CDT-360WW50-ESFIL
6W	PAR16	400		GU10			GI-P16D-40W50-ESGU10

120V AC dimmable (line voltage)



www.greenignite.com



info@greenignite.com



1-877-560-3779



Dimensions		Case quantity
1.5W	1.77" x 3.46"	1pc
5W	0.63" x 1.96"	

GI-S14D-WW25-FIL

GI-G9D-W300-4F



select your lamp

Spec Sheet	Replaces Hal	Consumption	Type	Lumens	Base	Color Temp	Part Number
------------	--------------	-------------	------	--------	------	------------	-------------



1.5W

S14

150



E26

2700K



GI-S14D-WW25-FIL



3.5W

MINI

320



G9

3000K



GI-G9D-W300-4F

120V AC dimmable (line voltage)



www.greenignite.com



info@greenignite.com



1-877-560-3779

residential
MISCELLANEOUS



TRIM OPTIONS FOR GEN 4 SLIM LED DOWNLIGHTS

More Info	Description	Part Number
	MATTE BACK TRIM FOR 4"	GI-ACC-4RLKB
	SATIN NICKEL TRIM FOR 4"	GI-ACC-4RLKN
	BRONZE TRIM FOR 4"	GI-ACC-4RLKBR
	MATTE BACK TRIM FOR 6"	GI-ACC-6RLKB
	SATIN NICKEL TRIM FOR 6"	GI-ACC-6RLKN
	BRONZE TRIM FOR 6"	GI-ACC-6RLKBR



ACCESSORIES FOR LED FIXTURES

More Info	Description	Part Number
	A. BUTTON PHOTOCELL FOR WALL PACKS AND FL2 FLOOD LIGHTS	GI-ACC-BPC
	B. PHOTOCELL RECEPTICLE	GI-ACC-RPC
	C. TWIST-LOCK PHOTOCELL 120 - 277	GI-ACC-LV-TLPC
	D. TWIST-LOCK PHOTOCELL 480 VAC	GI-ACC-HV-TLPC
	E. OCCUPANCY SENSOR	GI-ACC-OCC
	F. SCREW-ON OCCUPANCY SENSOR	GI-ACC-OCCS
	G. 10 KV SURGE PROTECTOR 120 - 277	GI-ACC-LV-SP
	H. 10 KV SURGE PROTECTOR 347 - 480	GI-ACC-HV-SP
	I. BACKLIGHT CONTROL SHIELD FOR AREA AND FLOOD LIGHTS	GI-ACC-BLCS
	J. EMERGENCY BATTERY POWER BACK-UP	GI-ACC-EB
	K. EXTERNAL EMERGENCY BATTERY BACK UP KIT FOR UFO HIGH BAY	GI-ACC-UFOEB
	L. PENDANT HANGER FOR LINEAR HIGH BAY FIXTURES	GI-ACC-PH
	M. STEEL WIRE ROPE FOR LINEAR HIGH BAY FIXTURES	GI-ACC-WR
	N. WIRE GUARD FOR LINEAR HIGH BAY FIXTURES	GI-ACC-WG



accessories





WIRELESS 0 - 10V DIMMING SYSTEM

More Info	Description	Part Number	
	A. 0-10 V DIMMING 1,200 W MAX LIGHTS LOAD WIRELESS - RECEIVING CONTROL POWER PACK	GI-ACC-WDCS-SPP	A. 
	B. CONTROLLER AND DIMMER SWITCH, INCLUDES WALL MOUNT	GI-ACC-WDCS-DS	B. 
	C. OCCUPANCY SENSOR	GI-ACC-WDCS-OCC	C. 
	D. OCCUPANCY AND DAYLIGHT MULTIFUNCTIONAL SENSOR	GI-ACC-WDCS-MFS	D. 
	E. DAYLIGHT SENSOR	GI-ACC-WDCS-DLS	E. 



Page 29 ACCESSORIES FOR EFFICIENTE SELECT™ GEN 4 LED SURFACE MOUNT DOWNLIGHTS

More info	Description	Part Number	
	CHROME TRIM FOR 5"	GI-ACC-5DLCR	
	MATTE BLACK TRIM FOR 5"	GI-ACC-5DLMB	
	SATIN NICKEL TRIM FOR 5"	GI-ACC-5DLSN	
	CHROME TRIM FOR 7"	GI-ACC-7DLCR	
	MATTE BLACK TRIM FOR 7"	GI-ACC-7DLMB	
	SATIN NICKEL TRIM FOR 7"	GI-ACC-7DLSN	
	CHROME TRIM FOR 9"	GI-ACC-9DLCR	
	MATTE BLACK TRIM FOR 9"	GI-ACC-9DLMB	
	SATIN NICKEL TRIM FOR 9"	GI-ACC-9DLSN	
	CHROME TRIM FOR 12"	GI-ACC-12DLCR	
	MATTE BLACK TRIM FOR 12"	GI-ACC-12DLMB	
	SATIN NICKEL TRIM FOR 12"	GI-ACC-12DLSN	
	SPRING CLIPS FOR SURFACE MOUNTED DOWNLIGHTS	GI-ACC-DL79	



accessories





Page 36 & 50

MOUNTING ACCESSORIES FOR EFFICIENTE™ 8FT TUBES / PL LED LAMPS

More info

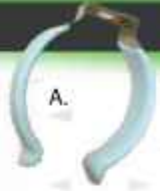
Description

Part Number



A. MOUNTING SUPPORT CLIP FOR 8 FT TUBE LAMPS

GI-ACC-8C



B. MOUNTING SUPPORT CLIP FOR 2G11 AND 2GX7 LAMPS

B.

GI-ACC-CL



C. MAGNETIC SUPPORT CLIP FOR 8FT TUBE LAMPS

GI-ACC-8CM



BASE ADAPTERS FOR LAMPS

More info

Description

Part Number

A. E39 TO E26 BASE ADAPTER



GI-ACC-E39-E26

B. E26 TO E39 BASE ADAPTER



GI-ACC-E26-E39

C. E12 TO E26 BASE ADAPTER



GI-ACC-E12-E26

D. G13 TO R17D BASE ADAPTER



GI-ACC-G13-R17D

E. G9 TO E26 BASE ADAPTER

F.

GI-ACC-G9-E26

F. G24Q TO E26 BASE ADAPTER



GI-ACC-PL-E26

G. E26 2" BASE EXTENDER



GI-ACC-E26-EX2

H. E39 4" BASE EXTENDER



GI-ACC-E39-EX4

I. G24Q 3" BASE EXTENDER



GI-ACC-G24Q-EX3

J. G24Q 90 - DEGREE SWIVELING AND ADJUSTABLE EXTENDER



GI-ACC-90EX3-24Q

accessories

Page 43 & 44

ACCESSORIES FOR ADJUSTABLE HIGH BAY LED LAMPS (HLCC)

More info

Description

Part Number



OCCUPANCY SENSOR FOR UP TO 250 W HID EQUAL HLCC MODELS

GI-ACC-OS-250HL

OCCUPANCY SENSOR FOR 400 W HID EQUAL HLCC MODEL

GI-ACC-OS-400HL





Page 02,03 & 08

MOUNTS / ACCESSORIES FOR SPORTS STADIUM FLOOD LIGHT FIXTURES

More info

Description

Part Number

A. TRUNNION BRACKET



GI-MT-STSB

B. ROTATABLE BRACKET



GI-ACC-STCB

C. SLIPFITTER BRACKET



GI-ACC-STPL

D. 60 FT CABLE FOR REMOTE DRIVER BOX

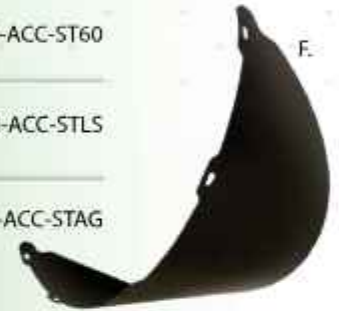
E. BEAM POSITIONING LASER



GI-ACC-ST60

GI-ACC-STLS

F. ANTI-GLARE COVER



GI-ACC-STAG



Page 09 & 10

MOUNT OPTIONS FOR AREA / LARGE FLOOD LED FIXTURES

More info

Description


Part Number

A. TRUNNION MOUNT



GI-ACC-TMB

B. YOKE MOUNT



GI-ACC-YMB

C. ARM MOUNT



GI-ACC-ALAM

D. WALL MOUNT

E. SLIPFITTER MOUNT

GI-ACC-ALWM

GI-ACC-ALSF

F. SLIPFITTER MOUNT WITH PHOTOCELL 120-277 VAC



GI-ACC-PCSF



accessories





POLE ADAPTERS AND BRACKETS

More Info	Description	Part Number
	A. TWIN BULLHORN BRACKET	GI-ACC-2BH-BK
	B. TRIPLE BULLHORN BRACKET	GI-ACC-3BH-BK
	C. QUAD BULLHORN BRACKET	GI-ACC-4BH-BK
	D. 4" SQUARE POLE MOUNT WITH 2 - 3/8" TENON	GI-ACC-4SQ-TA
	E. 5" SQUARE POLE MOUNT WITH 2 - 3/8" TENON	GI-ACC-5SQ-TA
	F. 4" ROUND POLE MOUNT WITH 2 - 3/8" TENON	GI-ACC-4RP-TA
	G. 5" ROUND POLE MOUNT WITH 2 - 3/8" TENON	GI-ACC-5RP-TA
	H. WALL MOUNT KIT FOR AREA OR FLOOD LIGHT WITH SLIPFITTER	GI-ACC-WM-TA
	I. 2 - 3/8" TENON ADAPTER FOR YOKE MOUNT	GI-ACC-TA-TY
	J. HORIZONTAL DOUBLE 90 - DEGREE TENON	GI-ACC-2TA-90
	K. HORIZONTAL DOUBLE 180 - DEGREE TENON	GI-ACC-2TA-180
	L. HORIZONTAL QUAD 90 - DEGREE TENON	GI-ACC-4TA-90
	M. HORIZONTAL TRIPLE 90 - DEGREE TENON	GI-ACC-3TA-90
	N. HORIZONTAL TRIPLE 120 - DEGREE TENON	GI-ACC-3TA-120

accessories

SAFETY MASKS

More Info	Description	Part Number
	SURGICAL SAFETY MASK	GI-MSE-SMNM





EMERGENCY DRIVERS

More info	Description	Part Number
	16 W HIGH VOLTAGE EMERGENCY BATTERY BACK UP DRIVER	GI-ACC-EDH-16W
	16 W LOW VOLTAGE EMERGENCY BATTERY BACK UP DRIVER	GI-ACC-EDL-16W
	25 W HIGH VOLTAGE EMERGENCY BATTERY BACK UP DRIVER	GI-ACC-EDH-25W
	25 W LOW VOLTAGE EMERGENCY BATTERY BACK UP DRIVER	GI-ACC-EDL-25W
	25W MULTIFUNCTIONAL EMERGENCY BATTERY BACK UP DRIVER	GI-ACC-EDMF-25W



Page 31

ACCESSORY FOR SIGN RETROFIT LED LAMPS

More info	Description	Part Number
	WATERPROOF END PIECE FOR SIGN LAMPS	GI-ACC-WPR17D



Page 04 ACCESSORIES FOR EFFICIENITE SELECT™ & EFFICIENITE™ GEN 4 LED FLAT PANELS


More info	Description	Part Number
-----------	-------------	-------------

A. — SUSPENSION MOUNT KIT (ALL SIZE PANELS)

1 X 4 FT SURFACE MOUNT KIT

B. — 2 X 2 FT SURFACE MOUNT KIT

2 X 4 FT SURFACE MOUNT KIT



GI-ACC-SUS-RP

GI-ACC-SM-14RP

GI-ACC-SM-22RP

GI-ACC-SM-24RP



B.




Page 26,27 & 28

ACCESSORIES FOR LINEAR LED BATTEN FIXTURES

More info	Description	Part Number
	A. 6 FT POWER CORD WITH PLUG	GI-ACC-6PC
	B. 3 FT POWER CORD WITH PLUG	GI-ACC-3PC
	C. MAGNETIC CLIP FOR LINEAR BATTEN STRIP	GI-ACC-MC-T8
	D. 1.5 FT CONNECTOR CABLE	GI-ACC-15CC
	E. 6 FT CONNECTOR CABLE	GI-ACC-6CC
	F. SUSPENSION KIT FOR HIGH OUTPUT BATTEN STRIP	GI-ACC-SUS-DTS
	G. SUSPENSION KIT FOR STANDARD OUTPUT BATTEN STRIP	GI-ACC-SUS-T8



A.
B.



D.
E.

accessories





LIGHT POLES

8FT OPTIONS



select your pole

Spec Sheet	Shape	Pole Type	Height	Diameter	Material	Optional Accessory	Part Number
	round	direct burial	8'	3"	aluminum	no accessory	GI-POL-DB-3RD-8FT
	round	direct burial	8'	3"	aluminum	pole cap	GI-POL-DB-3RD-8FT-PC
	round	direct burial	8'	3"	aluminum	2 3/8" tennon	GI-POL-DB-3RD-8FT-TN



included panel cover & screws



access panel opening



pole top view

Spec Sheet	Shape	Pole Type	Height	Diameter	Material	Optional Accessory	Anchor Bolts	Optional Base Cover	Part Number
	round	anchor base	8'	3"	aluminum	no accessory	field installed	no cover	GI-POL-AB-3RD-8FT-FAB
	round	anchor base	8'	3"	aluminum	no accessory	field installed	base cover	GI-POL-AB-3RD-8FT-FAB-BC
	round	anchor base	8'	3"	aluminum	2 3/8" tennon	field installed	base cover	GI-POL-AB-3RD-8FT-FAB-BC-TN
	round	anchor base	8'	3"	aluminum	pole cap	field installed	base cover	GI-POL-AB-3RD-8FT-FAB-BC-PC
	round	anchor base	8'	3"	aluminum	pole cap	field installed	no cover	GI-POL-AB-3RD-8FT-FAB-PC
	round	anchor base	8'	3"	aluminum	2 3/8" tennon	field installed	no cover	GI-POL-AB-3RD-8FT-FAB-TN
	round	anchor base	8'	3"	aluminum	no accessory	pre - installed	no cover	GI-POL-AB-3RD-8FT-PAB
	round	anchor base	8'	3"	aluminum	no accessory	pre - installed	base cover	GI-POL-AB-3RD-8FT-PAB-BC
	round	anchor base	8'	3"	aluminum	2 3/8" tennon	pre - installed	base cover	GI-POL-AB-3RD-8FT-PAB-BC-TN
	round	anchor base	8'	3"	aluminum	pole cap	pre - installed	base cover	GI-POL-AB-3RD-8FT-PAB-BC-PC
round	anchor base	8'	3"	aluminum	pole cap	pre - installed	no cover	GI-POL-AB-3RD-8FT-PAB-PC	
round	anchor base	8'	3"	aluminum	2 3/8" tennon	pre - installed	no cover	GI-POL-AB-3RD-8FT-PAB-TN	



included panel cover, screws & anchors bolts



access panel opening



base view





base cover

POLES





Spec Sheet	Shape	Pole Type	Height	Diameter	Material	Optional Accessory	Anchor Bolts	Optional Base Cover	Part Number
	round	anchor base	8'	4"	aluminum	no accessory	field installed	no cover	GI-POL-AB-4RD-8FT-FAB
	round	anchor base	8'	4"	aluminum	no accessory	field installed	base cover	GI-POL-AB-4RD-8FT-FAB-BC
	round	anchor base	8'	4"	aluminum	2 3/8" tennon	field installed	base cover	GI-POL-AB-4RD-8FT-FAB-BC-TN
	round	anchor base	8'	4"	aluminum	pole cap	field installed	base cover	GI-POL-AB-4RD-8FT-FAB-BC-PC
	round	anchor base	8'	4"	aluminum	pole cap	field installed	no cover	GI-POL-AB-4RD-8FT-FAB-PC
	round	anchor base	8'	4"	aluminum	2 3/8" tennon	field installed	no cover	GI-POL-AB-4RD-8FT-FAB-TN
	round	anchor base	8'	4"	aluminum	3" tennon	field installed	no cover	GI-POL-AB-4RD-8FT-FAB-3TN
	round	anchor base	8'	4"	aluminum	3" tennon	field installed	base cover	GI-POL-AB-4RD-8FT-FAB-BC-3TN
	round	anchor base	8'	4"	aluminum	no accessory	pre - installed	no cover	GI-POL-AB-4RD-8FT-PAB
	round	anchor base	8'	4"	aluminum	no accessory	pre - installed	base cover	GI-POL-AB-4RD-8FT-PAB-BC
	round	anchor base	8'	4"	aluminum	2 3/8" tennon	pre - installed	base cover	GI-POL-AB-4RD-8FT-PAB-BC-TN
	round	anchor base	8'	4"	aluminum	pole cap	pre - installed	base cover	GI-POL-AB-4RD-8FT-PAB-BC-PC
	round	anchor base	8'	4"	aluminum	pole cap	pre - installed	no cover	GI-POL-AB-4RD-8FT-PAB-PC
	round	anchor base	8'	4"	aluminum	2 3/8" tennon	pre - installed	no cover	GI-POL-AB-4RD-8FT-PAB-TN
	round	anchor base	8'	4"	aluminum	3" tennon	pre - installed	no cover	GI-POL-AB-4RD-8FT-PAB-3TN
	round	anchor base	8'	4"	aluminum	3" tennon	pre - installed	base cover	GI-POL-AB-4RD-8FT-PAB-BC-3TN



Spec Sheet	Shape	Pole Type	Height	Diameter	Material	Optional Accessory	Anchor Bolts	Part Number
	square	square base	10'	4"	steel	2 3/8" tennon	field installed	GI-POL-SB-4SQ-10FT-FAB-11TN
	square	square base	10'	4"	steel	pole cap	field installed	GI-POL-SB-4SQ-10FT-FAB-11PC
	square	square base	10'	4"	steel	2 3/8" tennon	pre - installed	GI-POL-SB-4SQ-10FT-PAB-11TN
	square	square base	10'	4"	steel	pole cap	pre - installed	GI-POL-SB-4SQ-10FT-PAB-11PC





LIGHT POLES

10FT OPTIONS



select your pole

Spec Sheet	Shape	Pole Type	Height	Diameter	Material	Optional Accessory	Part Number
	round	direct burial	10'	3"	aluminum	no accessory	GI-POL-DB-3RD-10FT
	round	direct burial	10'	3"	aluminum	pole cap	GI-POL-DB-3RD-10FT-PC
	round	direct burial	10'	3"	aluminum	2 3/8" tennon	GI-POL-DB-3RD-10FT-TN
	round	direct burial	10'	4"	aluminum	no accessory	GI-POL-DB-4RD-10FT
	round	direct burial	10'	4"	aluminum	pole cap	GI-POL-DB-4RD-10FT-PC
	round	direct burial	10'	4"	aluminum	2 3/8" tennon	GI-POL-DB-4RD-10FT-TN
	round	direct burial	10'	4"	aluminum	3" tennon	GI-POL-DB-4RD-10FT-3TN



included panel cover & screws



access panel opening



pole top view

Spec Sheet	Shape	Pole Type	Height	Diameter	Material	Optional Accessory	Anchor Bolts	Optional Base Cover	Part Number
	round	anchor base	10'	3"	aluminum	no accessory	field installed	no cover	GI-POL-AB-3RD-10FT-FAB
	round	anchor base	10'	3"	aluminum	no accessory	field installed	base cover	GI-POL-AB-3RD-10FT-FAB-BC
	round	anchor base	10'	3"	aluminum	2 3/8" tennon	field installed	base cover	GI-POL-AB-3RD-10FT-FAB-BC-TN
	round	anchor base	10'	3"	aluminum	pole cap	field installed	base cover	GI-POL-AB-3RD-10FT-FAB-BC-PC
	round	anchor base	10'	3"	aluminum	pole cap	field installed	no cover	GI-POL-AB-3RD-10FT-FAB-PC
	round	anchor base	10'	3"	aluminum	2 3/8" tennon	field installed	no cover	GI-POL-AB-3RD-10FT-FAB-TN
	round	anchor base	10'	3"	aluminum	no accessory	pre - installed	no cover	GI-POL-AB-3RD-10FT-PAB
	round	anchor base	10'	3"	aluminum	no accessory	pre - installed	base cover	GI-POL-AB-3RD-10FT-PAB-BC
	round	anchor base	10'	3"	aluminum	2 3/8" tennon	pre - installed	base cover	GI-POL-AB-3RD-10FT-PAB-BC-TN
	round	anchor base	10'	3"	aluminum	pole cap	pre - installed	base cover	GI-POL-AB-3RD-10FT-PAB-BC-PC
	round	anchor base	10'	3"	aluminum	pole cap	pre - installed	no cover	GI-POL-AB-3RD-10FT-PAB-PC
	round	anchor base	10'	3"	aluminum	2 3/8" tennon	pre - installed	no cover	GI-POL-AB-3RD-10FT-PAB-TN



included panel cover, screws & anchors bolts



access panel opening



base view




base cover

POLES





Spec Sheet	Shape	Pole Type	Height	Diameter	Material	Optional Accessory	Anchor Bolts	Optional Base Cover	Part Number
	round	anchor base	10'	4"	aluminum	no accessory	field installed	no cover	GI-POL-AB-4RD-10FT-FAB
	round	anchor base	10'	4"	aluminum	no accessory	field installed	base cover	GI-POL-AB-4RD-10FT-FAB-BC
	round	anchor base	10'	4"	aluminum	2 3/8" tennon	field installed	base cover	GI-POL-AB-4RD-10FT-FAB-BC-TN
	round	anchor base	10'	4"	aluminum	pole cap	field installed	base cover	GI-POL-AB-4RD-10FT-FAB-BC-PC
	round	anchor base	10'	4"	aluminum	pole cap	field installed	no cover	GI-POL-AB-4RD-10FT-FAB-PC
	round	anchor base	10'	4"	aluminum	2 3/8" tennon	field installed	no cover	GI-POL-AB-4RD-10FT-FAB-TN
	round	anchor base	10'	4"	aluminum	3" tennon	field installed	no cover	GI-POL-AB-4RD-10FT-FAB-3TN
	round	anchor base	10'	4"	aluminum	3" tennon	field installed	base cover	GI-POL-AB-4RD-10T-FAB-BC-3TN
	round	anchor base	10'	4"	aluminum	no accessory	pre - installed	no cover	GI-POL-AB-4RD-10FT-PAB
	round	anchor base	10'	4"	aluminum	no accessory	pre - installed	base cover	GI-POL-AB-4RD-10FT-PAB-BC
	round	anchor base	10'	4"	aluminum	2 3/8" tennon	pre - installed	base cover	GI-POL-AB-4RD-10FT-PAB-BC-TN
	round	anchor base	10'	4"	aluminum	pole cap	pre - installed	base cover	GI-POL-AB-4RD-10FT-PAB-BC-PC
	round	anchor base	10'	4"	aluminum	pole cap	pre - installed	no cover	GI-POL-AB-4RD-10FT-PAB-PC
	round	anchor base	10'	4"	aluminum	2 3/8" tennon	pre - installed	no cover	GI-POL-AB-4RD-10FT-PAB-TN
	round	anchor base	10'	4"	aluminum	3" tennon	pre - installed	no cover	GI-POL-AB-4RD-10FT-PAB-3TN
	round	anchor base	10'	4"	aluminum	3" tennon	pre - installed	base cover	GI-POL-AB-4RD-10FT-PAB-BC-3TN



Spec Sheet	Shape	Pole Type	Height	Diameter	Material	Optional Accessory	Anchor Bolts	Part Number
	round	direct burial	12'	4"	aluminum	no accessory		GI-POL-DB-4RD-12FT
	round	direct burial	12'	4"	aluminum	pole cap		GI-POL-DB-4RD-12FT-PC
	round	direct burial	12'	4"	aluminum	2 3/8" tennon		GI-POL-DB-4RD-12FT-TN
	round	direct burial	12'	4"	aluminum	3" tennon		GI-POL-DB-4RD-12FT-3TN





LIGHT POLES

12FT OPTIONS



select your pole

Spec Sheet	Shape	Pole Type	Height	Diameter	Material	Optional Accessory	Part Number
	round	direct burial	12'	3"	aluminum	no accessory	GI-POL-DB-3RD-12FT
	round	direct burial	12'	3"	aluminum	pole cap	GI-POL-DB-3RD-12FT-PC
	round	direct burial	12'	3"	aluminum	2 3/8" tennon	GI-POL-DB-3RD-12FT-TN



included panel cover & screws



access panel opening



pole top view

Spec Sheet	Shape	Pole Type	Height	Diameter	Material	Optional Accessory	Anchor Bolts	Optional Base Cover	Part Number
	round	anchor base	12'	3"	aluminum	no accessory	field installed	no cover	GI-POL-AB-3RD-12FT-FAB
	round	anchor base	12'	3"	aluminum	no accessory	field installed	base cover	GI-POL-AB-3RD-12FT-FAB-BC
	round	anchor base	12'	3"	aluminum	2 3/8" tennon	field installed	base cover	GI-POL-AB-3RD-12FT-FAB-BC-TN
	round	anchor base	12'	3"	aluminum	pole cap	field installed	base cover	GI-POL-AB-3RD-12FT-FAB-BC-PC
	round	anchor base	12'	3"	aluminum	pole cap	field installed	no cover	GI-POL-AB-3RD-12FT-FAB-PC
	round	anchor base	12'	3"	aluminum	2 3/8" tennon	field installed	no cover	GI-POL-AB-3RD-12FT-FAB-TN
	round	anchor base	12'	3"	aluminum	no accessory	pre - installed	no cover	GI-POL-AB-3RD-12FT-PAB
	round	anchor base	12'	3"	aluminum	no accessory	pre - installed	base cover	GI-POL-AB-3RD-12FT-PAB-BC
	round	anchor base	12'	3"	aluminum	2 3/8" tennon	pre - installed	base cover	GI-POL-AB-3RD-12FT-PAB-BC-TN
	round	anchor base	12'	3"	aluminum	pole cap	pre - installed	base cover	GI-POL-AB-3RD-12FT-PAB-BC-PC
	round	anchor base	12'	3"	aluminum	pole cap	pre - installed	no cover	GI-POL-AB-3RD-12FT-PAB-PC
	round	anchor base	12'	3"	aluminum	2 3/8" tennon	pre - installed	no cover	GI-POL-AB-3RD-12FT-PAB-TN



included panel cover, screws & anchors bolts



access panel opening



base view




base cover

POLES





Spec Sheet	Shape	Pole Type	Height	Diameter	Material	Optional Accessory	Anchor Bolts	Optional Base Cover	Part Number
	round	anchor base	12'	4"	aluminum	no accessory	field installed	no cover	GI-POL-AB-4RRD-12FT-FAB
	round	anchor base	12'	4"	aluminum	no accessory	field installed	base cover	GI-POL-AB-4RD-12FT-FAB-BC
	round	anchor base	12'	4"	aluminum	2 3/8" tennon	field installed	base cover	GI-POL-AB-4RD-12FT-FAB-BC-TN
	round	anchor base	12'	4"	aluminum	pole cap	field installed	base cover	GI-POL-AB-4RD-12FT-FAB-BC-PC
	round	anchor base	12'	4"	aluminum	pole cap	field installed	no cover	GI-POL-AB-4RD-12FT-FAB-PC
	round	anchor base	12'	4"	aluminum	2 3/8" tennon	field installed	no cover	GI-POL-AB-4RD-12FT-FAB-TN
	round	anchor base	12'	4"	aluminum	3" tennon	field installed	no cover	GI-POL-AB-4RD-12FT-FAB-3TN
	round	anchor base	12'	4"	aluminum	3" tennon	field installed	base cover	GI-POL-AB-4RD-12T-FAB-BC-3TN
	round	anchor base	12'	4"	aluminum	no accessory	pre - installed	no cover	GI-POL-AB-4RD-12FT-PAB
	round	anchor base	12'	4"	aluminum	no accessory	pre - installed	base cover	GI-POL-AB-4RD-12FT-PAB-BC
	round	anchor base	12'	4"	aluminum	2 3/8" tennon	pre - installed	base cover	GI-POL-AB-4RD-12FT-PAB-BC-TN
	round	anchor base	12'	4"	aluminum	pole cap	pre - installed	base cover	GI-POL-AB-4RD-12FT-PAB-BC-PC
	round	anchor base	12'	4"	aluminum	pole cap	pre - installed	no cover	GI-POL-AB-4RD-12FT-PAB-PC
	round	anchor base	12'	4"	aluminum	2 3/8" tennon	pre - installed	no cover	GI-POL-AB-4RD-12FT-PAB-TN
	round	anchor base	12'	4"	aluminum	3" tennon	pre - installed	no cover	GI-POL-AB-4RD-12FT-PAB-3TN
	round	anchor base	12'	4"	aluminum	3" tennon	pre - installed	base cover	GI-POL-AB-4RD-12FT-PAB-BC-3TN



Spec Sheet	Shape	Pole Type	Height	Diameter	Material	Optional Accessory	Anchor Bolts	Part Number
	round	direct burial	14'	4"	aluminum	no accessory		GI-POL-DB-4RD-14FT
	round	direct burial	14'	4"	aluminum	pole cap		GI-POL-DB-4RD-14FT-PC
	round	direct burial	14'	4"	aluminum	2 3/8" tennon		GI-POL-DB-4RD-14FT-TN
	round	direct burial	14'	4"	aluminum	3" tennon		GI-POL-DB-4RD-14FT-3TN





LIGHT POLES

14FT OPTIONS



select your pole

Spec Sheet	Shape	Pole Type	Height	Diameter	Material	Optional Accessory	Anchor Bolts	Optional Base Cover	Part Number
	round	anchor base	14'	3"	aluminum	no accessory	field installed	no cover	GI-POL-AB-3RD-14FT-FAB
	round	anchor base	14'	3"	aluminum	no accessory	field installed	base cover	GI-POL-AB-3RD-14FT-FAB-BC
	round	anchor base	14'	3"	aluminum	2 3/8" tennon	field installed	base cover	GI-POL-AB-3RD-14FT-FAB-BC-TN
	round	anchor base	14'	3"	aluminum	pole cap	field installed	base cover	GI-POL-AB-3RD-14FT-FAB-BC-PC
	round	anchor base	14'	3"	aluminum	pole cap	field installed	no cover	GI-POL-AB-3RD-14FT-FAB-PC
	round	anchor base	14'	3"	aluminum	2 3/8" tennon	field installed	no cover	GI-POL-AB-3RD-14FT-FAB-TN



	round	anchor base	14'	3"	aluminum	no accessory	pre - installed	no cover	GI-POL-AB-3RD-14FT-PAB
	round	anchor base	14'	3"	aluminum	no accessory	pre - installed	base cover	GI-POL-AB-3RD-14FT-PAB-BC
	round	anchor base	14'	3"	aluminum	2 3/8" tennon	pre - installed	base cover	GI-POL-AB-3RD-14FT-PAB-BC-TN
	round	anchor base	14'	3"	aluminum	pole cap	pre - installed	base cover	GI-POL-AB-3RD-14FT-PAB-BC-PC
	round	anchor base	14'	3"	aluminum	pole cap	pre - installed	no cover	GI-POL-AB-3RD-14FT-PAB-PC
	round	anchor base	14'	3"	aluminum	2 3/8" tennon	pre - installed	no cover	GI-POL-AB-3RD-14FT-PAB-TN



Spec Sheet	Shape	Pole Type	Height	Diameter	Material	Optional Accessory	Anchor Bolts	Optional Base Cover	Part Number
	round	anchor base	14'	4"	aluminum	no accessory	field installed	no cover	GI-POL-AB-4RD-14FT-FAB
	round	anchor base	14'	4"	aluminum	no accessory	field installed	base cover	GI-POL-AB-4RD-14FT-FAB-BC
	round	anchor base	14'	4"	aluminum	2 3/8" tennon	field installed	base cover	GI-POL-AB-4RD-14FT-FAB-BC-TN
	round	anchor base	14'	4"	aluminum	pole cap	field installed	base cover	GI-POL-AB-4RD-14FT-FAB-BC-PC
	round	anchor base	14'	4"	aluminum	pole cap	field installed	no cover	GI-POL-AB-4RD-14FT-FAB-PC
	round	anchor base	14'	4"	aluminum	2 3/8" tennon	field installed	no cover	GI-POL-AB-4RD-14FT-FAB-TN
	round	anchor base	14'	4"	aluminum	3" tennon	field installed	no cover	GI-POL-AB-4RD-14FT-FAB-3TN
	round	anchor base	14'	4"	aluminum	3" tennon	field installed	base cover	GI-POL-AB-4RD-14FT-FAB-BC-3TN



	round	anchor base	14'	4"	aluminum	no accessory	pre - installed	no cover	GI-POL-AB-4RD-14FT-PAB
	round	anchor base	14'	4"	aluminum	no accessory	pre - installed	base cover	GI-POL-AB-4RD-14FT-PAB-BC
	round	anchor base	14'	4"	aluminum	2 3/8" tennon	pre - installed	base cover	GI-POL-AB-4RD-14FT-PAB-BC-TN
	round	anchor base	14'	4"	aluminum	pole cap	pre - installed	base cover	GI-POL-AB-4RD-14FT-PAB-BC-PC
	round	anchor base	14'	4"	aluminum	pole cap	pre - installed	no cover	GI-POL-AB-4RD-14FT-PAB-PC
	round	anchor base	14'	4"	aluminum	2 3/8" tennon	pre - installed	no cover	GI-POL-AB-4RD-14FT-PAB-TN
	round	anchor base	14'	4"	aluminum	3" tennon	pre - installed	no cover	GI-POL-AB-4RD-14FT-PAB-3TN
	round	anchor base	14'	4"	aluminum	3" tennon	pre - installed	base cover	GI-POL-AB-4RD-14FT-PAB-BC-3TN

POLES





select your pole

Spec Sheet	Shape	Pole Type	Height	Diameter	Material	Optional Accessory	Part Number
	round	direct burial	15'	3"	aluminum	no accessory	GI-POL-DB-3RD-15T
	round	direct burial	15'	3"	aluminum	pole cap	GI-POL-DB-3RD-15FT-PC
	round	direct burial	15'	3"	aluminum	2 3/8" tennon	GI-POL-DB-3RD-15FT-TN



included panel cover & screws



access panel opening



pole top view

Spec Sheet	Shape	Pole Type	Height	Diameter	Material	Optional Accessory	Gauge	Part Number	
	square	square base	15'	4"	steel	pole cap	field Installed	11G	GI-POL-SB-4SQ-15FT-FAB-11PC
	square	square base	15'	4"	steel	2 3/8" tennon	field Installed	11G	GI-POL-SB-4SQ-15FT-FAB-11TN
	square	square base	15'	4"	steel	pole cap	pre - installed	11G	GI-POL-SB-4SQ-15FT-PAB-11PC
	square	square base	15'	4"	steel	2 3/8" tennon	pre - installed	11G	GI-POL-SB-4SQ-15FT-PAB-11TN

Spec Sheet	Shape	Pole Type	Height	Diameter	Material	Optional Accessory	Anchor Bolts	Optional Base Cover	Part Number
	round	anchor base	16'	4"	aluminum	no accessory	field Installed	no cover	GI-POL-AB-4RD-16FT-FAB
	round	anchor base	16'	4"	aluminum	no accessory	field Installed	base cover	GI-POL-AB-4RD-16FT-FAB-BC
	round	anchor base	16'	4"	aluminum	2 3/8" tennon	field Installed	base cover	GI-POL-AB-4RD-16FT-FAB-BC-TN
	round	anchor base	16'	4"	aluminum	pole cap	field Installed	base cover	GI-POL-AB-4RD-16FT-FAB-BC-PC
	round	anchor base	16'	4"	aluminum	pole cap	field Installed	no cover	GI-POL-AB-4RD-16FT-FAB-PC
	round	anchor base	16'	4"	aluminum	2 3/8" tennon	field Installed	no cover	GI-POL-AB-4RD-16FT-FAB-TN
	round	anchor base	16'	4"	aluminum	3" tennon	field Installed	no cover	GI-POL-AB-4RD-16FT-FAB-3TN
	round	anchor base	16'	4"	aluminum	3" tennon	field Installed	base cover	GI-POL-AB-4RD-16FT-FAB-BC-3TN
	round	anchor base	16'	4"	aluminum	no accessory	pre - installed	no cover	GI-POL-AB-4RD-16FT-PAB
	round	anchor base	16'	4"	aluminum	no accessory	pre - installed	base cover	GI-POL-AB-4RD-16FT-PAB-BC
	round	anchor base	16'	4"	aluminum	2 3/8" tennon	pre - installed	base cover	GI-POL-AB-4RD-16FT-PAB-BC-TN
	round	anchor base	16'	4"	aluminum	pole cap	pre - installed	base cover	GI-POL-AB-4RD-16FT-PAB-BC-PC
	round	anchor base	16'	4"	aluminum	pole cap	pre - installed	no cover	GI-POL-AB-4RD-16FT-PAB-PC
	round	anchor base	16'	4"	aluminum	2 3/8" tennon	pre - installed	no cover	GI-POL-AB-4RD-16FT-PAB-TN
	round	anchor base	16'	4"	aluminum	3" tennon	pre - installed	no cover	GI-POL-AB-4RD-16FT-PAB-3TN
	round	anchor base	16'	4"	aluminum	3" tennon	pre - installed	base cover	GI-POL-AB-4RD-16FT-PAB-BC-3TN



LIGHT POLES

16FT & 20FT OPTIONS



select your pole

Spec Sheet	Shape	Pole Type	Height	Diameter	Material	Optional Accessory	Part Number
	round	direct burial	16'	4"	aluminum	no accessory	GI-POL-DB-4RD-16FT
	round	direct burial	16'	4"	aluminum	pole cap	GI-POL-DB-4RD-16FT-PC
	round	direct burial	16'	4"	aluminum	2 3/8" tennon	GI-POL-DB-4RD-16FT-TN
	round	direct burial	16'	4"	aluminum	3" tennon	GI-POL-DB-4RD-16FT-T3N



included panel cover & screws



access panel opening



pole top view

Spec Sheet	Shape	Pole Type	Height	Diameter	Material	Optional Accessory	Anchor Bolts	Gauge	Part Number
	square	square base	20'	4"	steel	2 3/8" tennon	field installed	11G	GI-POL-SB-4SQ-20FT-FAB-11TN
	square	square base	20'	4"	steel	pole cap	field installed	11G	GI-POL-SB-4SQ-20FT-FAB-11PC
	square	square base	20'	4"	steel	2 3/8" tennon	pre - installed	11G	GI-POL-SB-4SQ-20FT-PAB-11TN
	square	square base	20'	4"	steel	pole cap	pre - installed	11G	GI-POL-SB-4SQ-20FT-PAB-11PC



included base cover, plate, cap & anchors bolts



open base view



base view

Spec Sheet	Shape	Pole Type	Height	Diameter	Material	Optional Accessory	Part Number
	tapered	direct burial	20'	4.5" - 7.9"	fiberglass	pole cap	GI-POL-DB-TRD-20FT-PC
	tapered	direct burial	20'	4.5" - 7.9"	fiberglass	2 3/8" tennon	GI-POL-DB-TRD-20FT-TN
	tapered	direct burial	20'	4.5" - 7.9"	fiberglass	3" tennon	GI-POL-DB-TRD-20FT-3TN



tenon



access panel opening



diamond shaped bottom

POLES





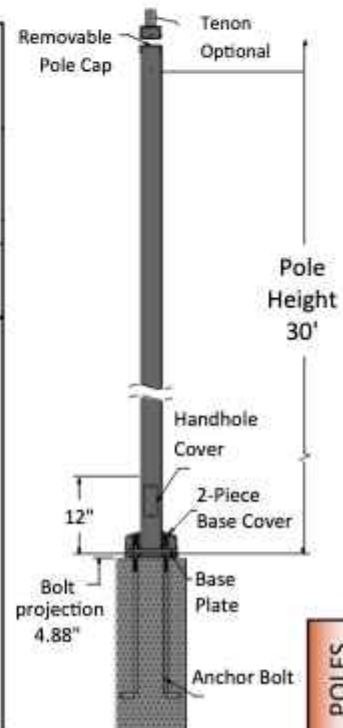
select your pole

Spec Sheet	Shape	Pole Type	Height	Diameter	Material	Optional Accessory	Anchor Bolts	Gauge	Part Number
	square	square base	25'	4"	steel	pole cap	field installed	7G	GI-POL-SB-4SQ-25FT-FAB-7PC
	square	square base	25'	4"	steel	2 3/8" tennon	field installed	7G	GI-POL-SB-4SQ-25FT-FAB-7TN
	square	square base	25'	4"	steel	pole cap	pre - installed	7G	GI-POL-SB-4SQ-25FT-PAB-7PC
	square	square base	25'	4"	steel	2 3/8" tennon	pre - installed	7G	GI-POL-SB-4SQ-25FT-PAB-7TN



Spec Sheet	Shape	Pole Type	Height	Diameter	Material	Optional Accessory	Anchor Bolts	Gauge	Part Number
	square	square base	30'	5"	steel	pole cap	field installed	7G	GI-POL-SB-5SQ-30FT-FAB-7PC
	square	square base	30'	5"	steel	2 3/8" tennon	field installed	7G	GI-POL-SB-5SQ-30FT-FAB-7TN
	square	square base	30'	5"	steel	pole cap	pre - installed	7G	GI-POL-SB-5SQ-30FT-PAB-7PC
	square	square base	30'	5"	steel	2 3/8" tennon	pre - installed	7G	GI-POL-SB-5SQ-30FT-PAB-7TN

<p>2-Piece Base Cover</p>	<p>Maximum EPA with 1.3 Gust Factor (Square Feet)</p>				<p>Pole Weight (lbs)</p>
	90 mph	100 mph	110 mph	120 mph	
<p>Base Plate</p> <p>4 Slots, 90° Apart</p> <p>Bolt Circle: 11.0"</p> <p>10.13" SQ</p>	<p>Anchor Bolt</p> <p>Anchor Bolt Dim.</p> <p>1"x36"x4"</p>				



POLES

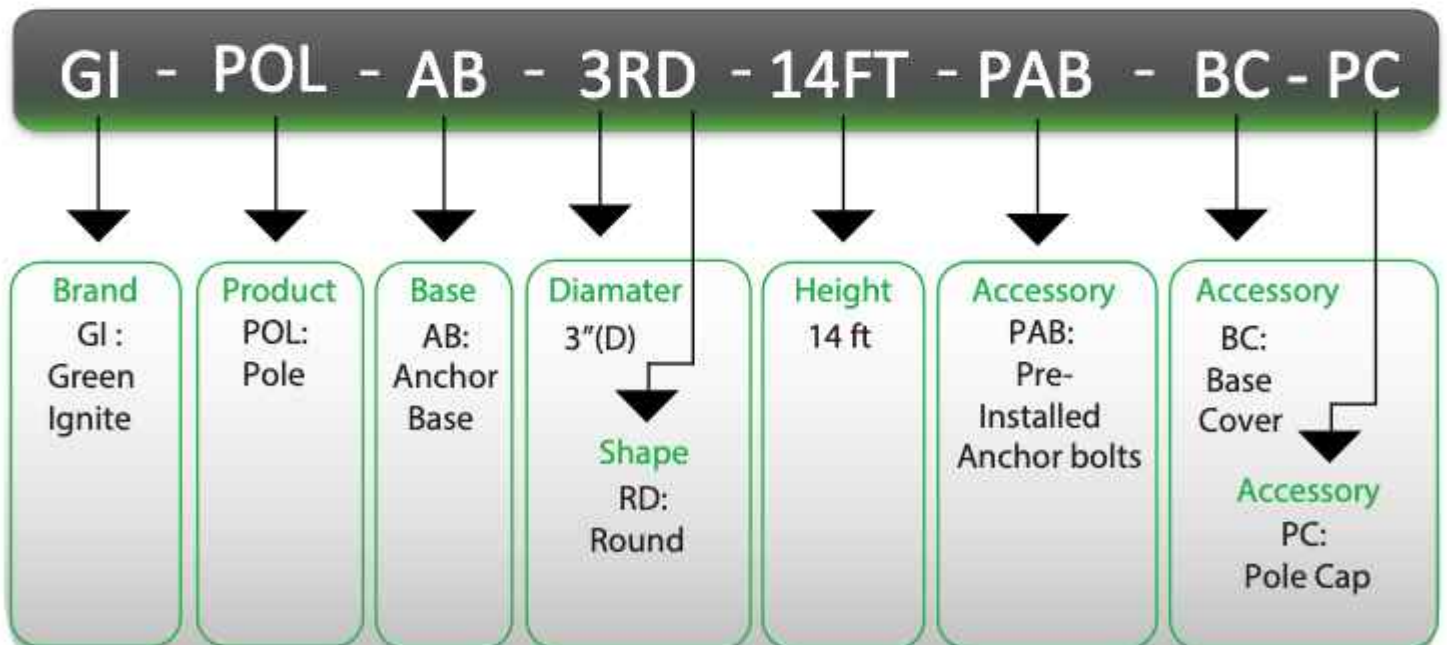


Part Number Explanation

Example #1



Example #2



NOTES



Interested in our explosion proof line?



Scan the QR code to view our
explosion proof catalog!